New Hampshire MMIS Companion Guide to the 005010X279A1 Health Care Eligibility Benefit Inquiry and Response (270/271)

Conduent EDI Solutions
December 2024

© **2019** Conduent, Inc. All rights reserved. Conduent and Conduent Agile Star are trademarks of Conduent, Inc. and/or its subsidiaries in the United States and/or other countries.

Express permission to use the ASC X12 copyrighted materials has been granted.

Preface

This Companion Guide to the Accredited Standards Committee (ASC) X12 Technical Report Type 3 (TR3) and associated errata adopted under HIPAA clarifies and specifies the data content when exchanging electronically with the New Hampshire MMIS. Transmissions based on this Companion Guide, used in tandem with the v5010 ASC X12N Implementation Guides (TR3), are compliant with both ASC X12N syntax and those guides. This Companion Guide is intended to convey information that is within the framework of the ASC X12N Implementation Guides (TR3) adopted for use under HIPAA. The Companion Guide is not intended to convey information that in any way exceeds the requirements or usages of data expressed in the Implementation Guides (TR3).

Table of Contents

1 Introduction 1
Scope 1
Overview 2
References 2
Additional Information 2

2 Getting Started 3
Working with New Hampshire Medicaid 3
Trading Partner Registration 3
Certification and Testing Overview 4

3 Testing with the New Hampshire MMIS 5

4 Connectivity with the New Hampshire MMIS 6
Process Flows 6
Editing and Validation Flow Diagram 6
Transmission Administration Procedures 7
Re-Transmission Procedures 7
Communication Protocol Specifications 8
Web Portal 8
Secure FTP 11
Passwords 16

5 Contact Information 17
EDI Customer Service 17
EDI Technical Assistance 17
Provider Services Number 17
Applicable Web site/E-mail 17

6 Control Segments/ Envelopes 18
ISA-IEA 18
GS-GE 19

ST-SE 19

7 New Hampshire Medicaid Specific Business Rules and Limitations 20

8 Acknowledgements and/or Reports 21

Transmission Errors and Reports 21

Transmission Errors 21

Report Inventory 22

TA1 Interchange Acknowledgement Rejection Report 22

X12C 999 Implementation Acknowledgment 25

EDIFECS Error Report 28

9 Trading Partner Agreements 30

Trading Partners 30

10 Transaction Specific Information 31

ASC X12N 271 Member Eligibility Response 33

Appendices 38

Implementation Checklist 38

Business Scenarios 38

Transmission Examples 38

Frequently Asked Questions 38

Change Summary 39

1 Introduction

This 270/271 Companion Guide is intended for Trading Partner use in conjunction with the ASC X12N 270/271 National Electronic Data Interchange Transaction Set Implementation Guide. The ASC X12N Implementation Guide can be accessed at http://store.x12.org/store/healthcare-5010-consolidated-guides.

This Companion Guide outlines the procedures necessary for engaging in Electronic Data Interchange (EDI) with the New Hampshire MMIS and specifies data clarification where applicable. Section 10 Transaction Specific Information contains provider data clarifications for fields and values that have changed.

Transaction specific data will be detailed using a table with the following information included (if applicable):

TR3 Page

Loop

Segment

Data Element

Industry Name

Comments

Scope

This Companion Guide is intended for use by New Hampshire Medicaid Trading Partners for the submission of the X12N 270/271 transactions to Conduent. This Companion Document is to be used in conjunction with the 270/271 Implementation Guide and TR3. Conduent is the Fiscal Agent for New Hampshire Department of Health and Human Services (DHHS). Conduent will accept and process X12N transactions on behalf of New Hampshire Medicaid.

Conduent provides connectivity for the flow of medical information and data between medical providers, facilities, vendors, claim payment agencies, clearinghouses and the Front-end Online Transaction Processor (OLTP). Beyond the receipt and delivery of this data, Conduent EDI Solutions provides translation to and from ASC X12N standard formats.

The 270 Eligibility Inquiry transaction data will be submitted to Conduent EDI Solutions for processing and validation of the X12N format(s). Please refer to Section 4 Connectivity with the New Hampshire MMIS for more information regarding transmission methods.

Overview

This Companion Guide is divided into 10 Sections. Each section will describe the process or requirement that each Trading Partner must complete to submit and receive X12N transactions for New Hampshire Medicaid.

Each section will provide the needed information of how Trading Partners will be required to complete successful transmissions to the New Hampshire Medicaid MMIS.

This Companion Guide will provide contact information for obtaining assistance from the New Hampshire Medicaid MMIS. As well as data clarifications, including New Hampshire Medicaid specific data requirements.

References

This document serves as a companion to the ASC X12N Implementation Guides (TR3) as adopted under HIPAA. These can be accessed at:
http://store.x12.org/store/healthcare-5010-consolidated-guides

Additional Information

For more information on New Hampshire Medicaid EDI services for providers, including provider enrollment and claim transaction information, please visit: http://nhmmis.nh.gov

2 Getting Started

Working with New Hampshire Medicaid

We provide availability for transaction transmission and download retrieval 24 hours a day, seven days a week. This availability is subject to scheduled downtime. It is operational policy to schedule preventative maintenance periods on weekends or after 9:00 p.m. Eastern Standard Time. Conduent EDI Solutions notifies the New Hampshire Medicaid Trading Partners of outages or scheduled maintenance periods.

Currently the system maintenance window is Sunday 12:01 am – 12:00 pm Eastern Standard Time (EST). In the event of unscheduled downtime, Conduent EDI Solutions will notify the New Hampshire Medicaid Trading Partners via notifications and/or Web portal banner messages, and will resolve the outage as expeditiously as possible.

For any non-routine downtime planned for the MMIS system, a notification message will be displayed in advance on the login screen (shown below) from the MMIS web-portal to the providers

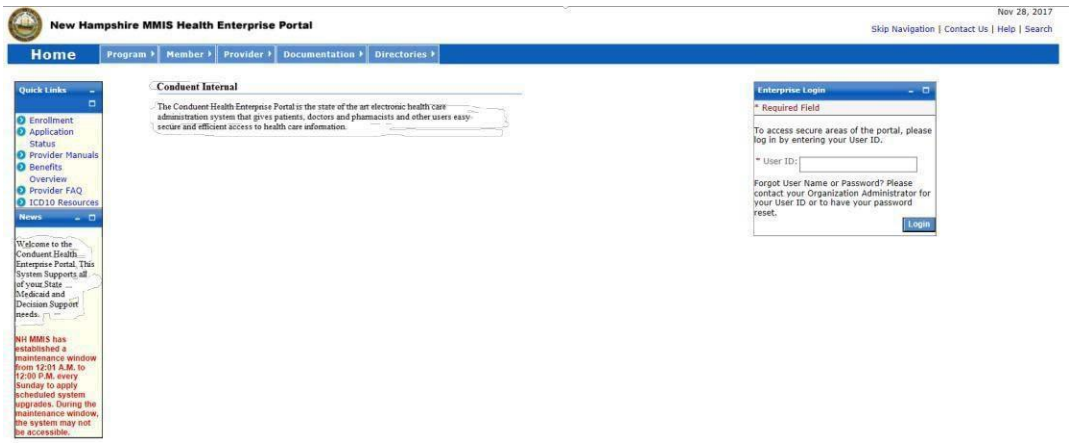

Trading Partner Registration

All entities that send electronic transactions to Conduent EDI Solutions for processing and retrieve reports and responses must enroll as EDI Trading Partners. The completed Trading Partner enrollment application provides the Conduent New Hampshire Provider Relations Unit the information necessary to assign a Login Name, Login ID, and Trading Partner ID, which are required to send or retrieve electronic transactions. The Trading Partner enrollment application is available on the New Hampshire Medicaid Web site at https://nhmmis.nh.gov. Click on Provider Enrollment in the Quick Links pod to get to the Trading Partner enrollment application. The direct URL to the provider enrollment page is: https://nhmmis.nh.gov/portals/wps/portal/ProviderEnrollment.

Certification and Testing Overview

Conduent X12N transaction code sets are certified by EDIFECS Ramp Management Compliance Check engine, which provides accurate validation of HIPAA transactions (Type 1 EDI Syntax, Type 2 HIPAA Syntax, and some Type 7 NH Trading Partner Specific). Conduent EDI Solutions requires transaction testing with all enrolling Trading Partners for NH Medicaid.

Once a Trading Partner has successfully enrolled for New Hampshire Medicaid and has communicated with a Conduent Business Analyst, the Trading Partner may begin the testing process. Trading partners will be required to participate in EDIFECS Ramp Management testing.

3 Testing with the New Hampshire MMIS

Before submitting production files through Conduent EDI Solutions, the Trading Partner must submit one valid test file for each transaction type. If the Trading Partner has received a test status of “Passed,” then the Conduent Business Analyst will contact the Trading Partner and update the Trading Partner status to production.

These tests verify a Trading Partner’s ability to submit a specific transaction type containing valid data in the required format. Trading Partners are encouraged to include a minimum of 10 unique transactions per test file to ensure more comprehensive testing. The NH Medicaid supported inbound transaction types are X12N 270, X12N 276, X12N 278, X12N 837P, X12N 837I, and X12N 837D. Changes to the X12N formats may require additional testing.

Should Trading Partners receive a test status of “Failed”, then Trading Partners should review the errors using the EDIFECS Error Report within EDIFECS Ramp Management, correct and resubmit their test file until the file receives a status of “Passed”. If Trading Partners require further assistance with EDIFECS Ramp Management and/or assistance resolving errors, please contact the assigned Conduent EDI Business Analyst by email at NHMMISEDI@Conduent.com.

4 Connectivity with the New Hampshire MMIS

Process Flows

Editing and Validation Flow Diagram

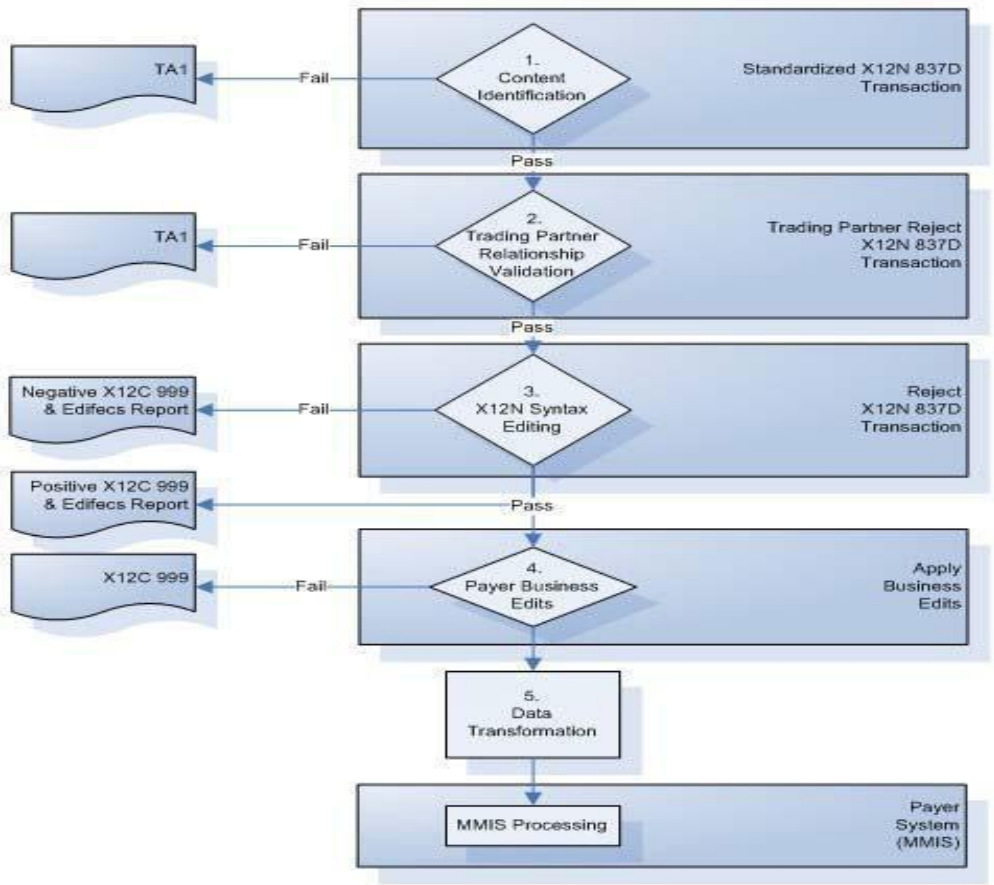

Legend:

1. **Content Identification:** Data identification is attempted. If the data is corrupt or intended for another resource, an email notice will be sent to the Conduent EDI Business Analyst for review and follow-up with the submitter. If the data can be identified, it is then checked for Trading Partner Relationship Validation.
2. **Trading Partner Relationship Validation:** The Trading Partner information is validated. If the Trading Partner information is invalid, a TA1 (Interchange Acknowledgement) will be forwarded to the Conduent EDI Solutions Business Analyst center for review and follow-up with the submitter. If the Trading Partner relationship is valid, the data will be passed for X12N syntax validation.
3. **X12N Syntax Validation:** A determination will be made as to whether the data is ASC X12N. An X12C 999 (Implementation Acknowledgement) will be sent to the mailbox of the submitter. The X12C 999 contains **ACCEPT**, **REJECT or PARTIAL** status. If the file contained syntactical errors, the segment(s) and element(s) where the error(s) occurred will be reported in the X12C 999, and will be further detailed in the EDIFECS Report.
4. **Payer Business Edits**: If the data passes X12N syntax validation, payer business edits, such as the NPI "check digit" validation" will be performed. Any errors found will be returned in an X12C 999, with details explaining the segment(s) and element(s) where the error(s) occurred. The X12C 999 will be sent to the Mailbox System for submitter retrieval.
5. **Data Transformation:** Inbound X12N data is translated to XML format, and passed to the New Hampshire MMIS for processing.

Transmission Administration Procedures

Enrolled New Hampshire Trading Partners will submit X12N 837 Professional transaction data to Conduent EDI Solutions for processing. Conduent validates submission of X12N format(s). The TA1 Interchange Acknowledgement reports the syntactical analysis of the interchange header and trailer. If the data (Interchange Envelope) is invalid, the file will be rejected. If the Trading Partner relationship does not exist (a missing or invalid Trading Partner ID) a TA1 will not be generated because the relationship does not exist within the NH Medicaid EDIFECS Trading Partner Management Database. An email will be sent to the Conduent EDI Business analyst for review and follow-up with the submitter

An X12C 999 Implementation Acknowledgement is generated when a file has passed the interchange header and trailer validation. A negative X12C 999 is generated if the file contains one or more Type 1 or Type 2 EDI or HIPAA Syntax errors or Type 7 NH Trading Partner Specific errors. The segment(s) and element(s) where the error(s) occurred will be reported to the submitter in the X12C 999 response.

The EDIFECS Error Report will only be produced for Type 1 and Type 2 HIPAA Syntax errors and for Type 7 NH Trading Partner Specific errors.

If you have questions or require assistance with your TA1 or X12C 999 please contact your Conduent Fiscal Agent EDI Business Analyst at NHMMISEDI@Conduent.com. Please include your Trading Partner ID and telephone number in your email.

Re-Transmission Procedures

Transmission/Production Issues

When file transmission or technical production issues occur, which could require the re-submission of files, please contact the Conduent New Hampshire Provider Relations Unit at **1 (866) 291-1674**.

Please have the following information available when calling the Conduent New Hampshire Provider Relations Unit regarding transmission and production issues.

- Trading Partner ID
- Web Portal Login Name (if using the Web Portal)
- Secure FTP ID (if using Secure FTP)

Communication Protocol Specifications

New Hampshire Trading Partners can submit X12N files and download files such as the X12N 835, X12N 277CA, TA1, and X12C 999 via the NH Health Enterprise MMIS Web Portal and Secure FTP.

Web Portal

The Web Portal method allows a Trading Partner to initiate the submission of a batch file for processing by Conduent EDI Solutions. A Trading Partner must be an authenticated portal user who is either an active New Hampshire Provider, or an authorized representative of the Provider. The Trading Partner accesses the Web Portal via a Web browser and is prompted for a login and password. Trading Partners may select files for upload from their PC or work environment using the “Browse” function. All 270 files submitted must meet the ASC X12N 270 standard.

Note: All files submitted via the Web Portal must be less than 10MB. File Name is a maximum of 80 Characters. A “space” is not allowed in the inbound file name. An “underscore” may be used in the inbound file name instead of a space.

Web Portal Upload Procedures

1. In your Web browser, log on to the **New Hampshire MMIS Health Enterprise Portal** at https://nhmmis.nh.gov.
2. From the **EDI** menu, select **Upload X12**.

3. Navigate to the file you wish to upload using the Browse button, or type the path and filename into the File Information field.

4. Click **Submit**. Information on the file submitted is displayed in the **Upload Completed** screen.

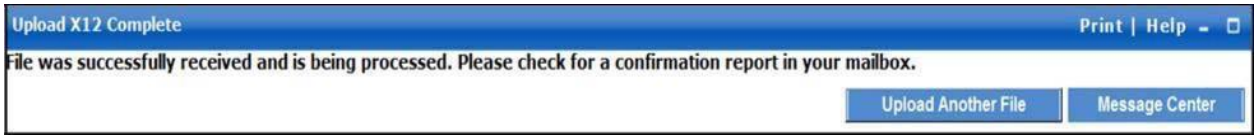

5. To retrieve the file confirmation, click on the **Message Center** button to go to your mailbox.

Web Portal Data Retrieval Procedures

The Web Portal allows a Trading Partner to initiate file retrieval. Once logged into the Provider Secure Homepage, multiple functions such as File Retrieval are available.

Downloading Files from the Web Portal

1. In your Web browser, log on to the **New Hampshire MMIS Health Enterprise Portal** at **https://nhmmis.nh.gov**
2. From the **EDI** menu, select **File Retrieval Mailbox**.

3. Select the **X12** radio button; select a file type; and if desired, enter beginning and end dates for the search.

4. Click the **Search** button. The **Results** view displays files matching the search criteria. From the Results view, click the Creation Date of the file for downloads.
   Note: After the first time selecting the files, the **Show All** box needs to be checked to retrieve them again

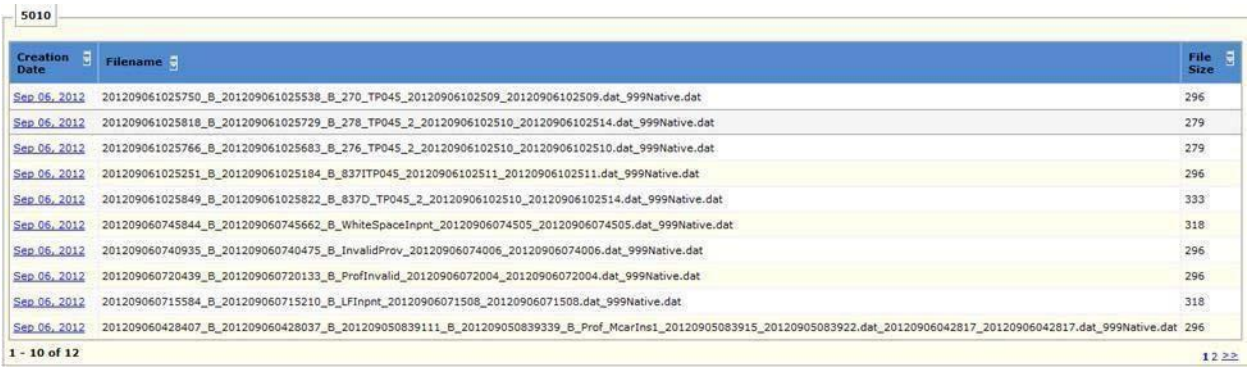

5010

Creation Date	Filename	File Size
Sep 06, 2012	201209061025750_B_201209061025538_B_270_TP045_20120906102509_20120906102509.dat_999Native.dat	296
Sep 06, 2012	201209061025818_B_201209061025729_B_278_TP045_2_20120906102510_20120906102514.dat_999Native.dat	279
Sep 06, 2012	201209061025766_B_201209061025683_B_276_TP045_2_20120906102510_20120906102510.dat_999Native.dat	279
Sep 06, 2012	201209061025251_B_201209061025184_B_837ITP045_20120906102511_20120906102511.dat_999Native.dat	296
Sep 06, 2012	201209061025849_B_201209061025822_B_837D_TP045_2_20120906102510_20120906102514.dat_999Native.dat	333
Sep 06, 2012	201209060745844_B_201209060745662_B_WhiteSpaceInpnt_20120906074505_20120906074505.dat_999Native.dat	318
Sep 06, 2012	201209060740935_B_201209060740475_B_InvalidProv_20120906074006_20120906074006.dat_999Native.dat	296
Sep 06, 2012	201209060720439_B_201209060720133_B_ProfInvalid_20120906072004_20120906072004.dat_999Native.dat	296
Sep 06, 2012	201209060715584_B_201209060715210_B_LFInpnt_20120906071508_20120906071508.dat_999Native.dat	318
Sep 06, 2012	201209060428407_B_201209060428037_B_201209050839111_B_201209050839339_B_Prof_McarIns1_20120905083915_20120905083922.dat_20120906042817_20120906042817.dat_999Native.dat	296

1 - 10 of 12

1 2 >>

5. Click **Save**, to save the file to your PC

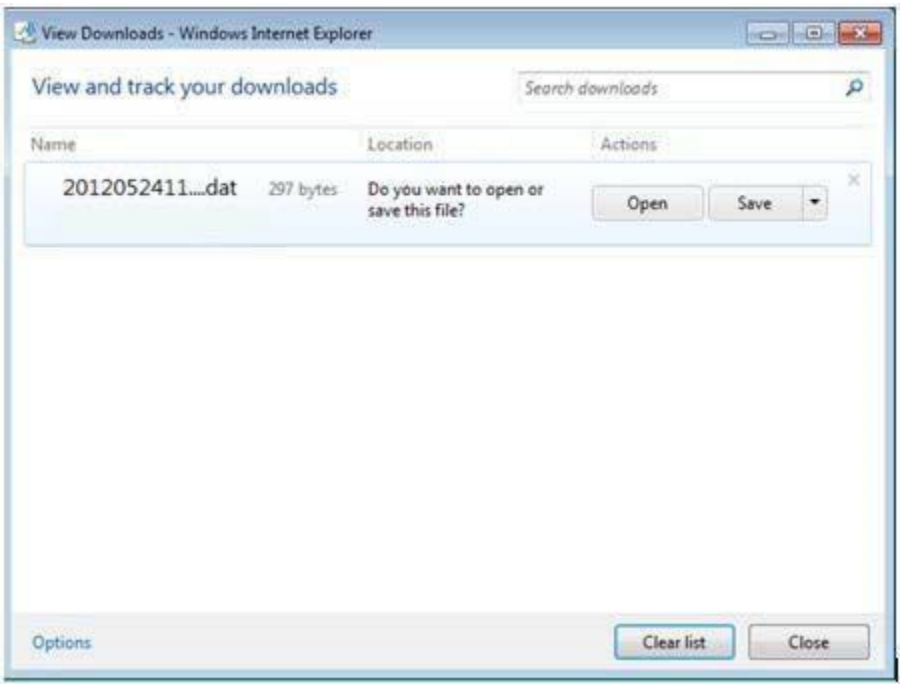

6. Specify a path for download, and click **Save** again.

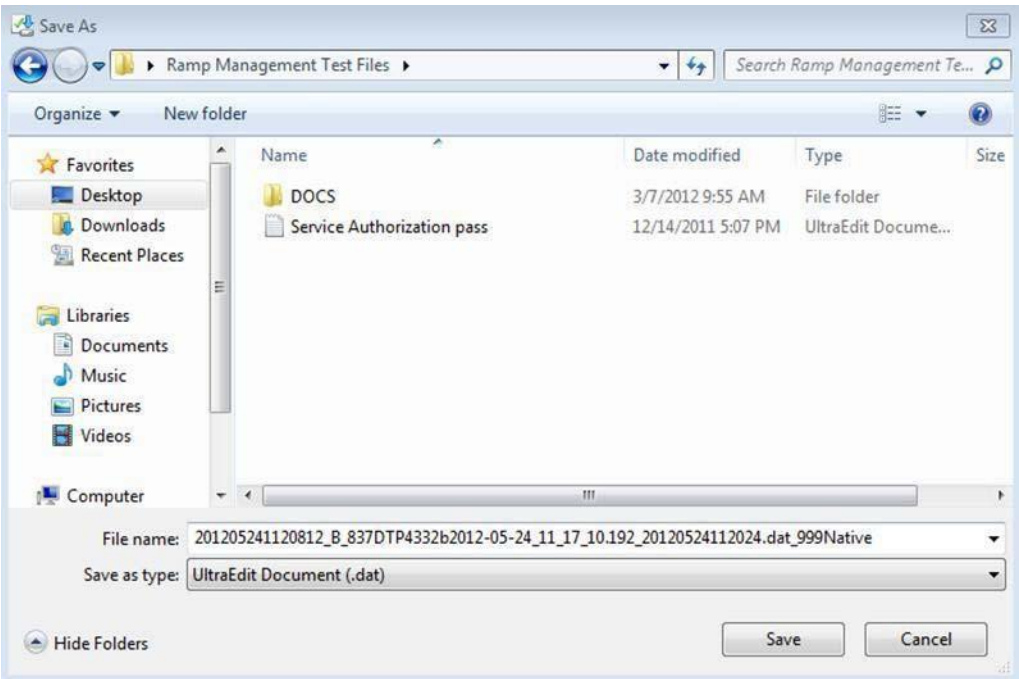

Secure file transfer

Secure file transfer is an appropriate alternative to the New Hampshire Web Portal for large volume Trading Partners (i.e. files in excess of 10MB each). For submitting and retrieving files via Secure FTP, access to the Conduent Grab-It site

(powered by MOVEit TRANSFER®) is available free of charge to Trading Partners. It should be noted that the Conduent DMZ site is completely separate from New Hampshire Medicaid. Trading partners may use the separate secured Web site for submission and retrieval of files, or any secured FTP product that is compatible with MOVEit TRANSFER®. See **MOVEit-Compatible FTP Applications**.

Secure file transfer Setup and Support

Secure file transfer setup will usually occur during Trading Partner Enrollment. If the Trading Partner wishes to create a Secure file transfer account, or requires additional support (i.e. account becomes locked or experiences connectivity issues), the Trading Partner should contact the Conduent New Hampshire Provider Relations Unit at **1 (866) 291-1674** (toll-free) or at **(603) 223-4774** (local).

Note: Secure file transfer setup is separate from Trading Partner Enrollment, but still coordinated through the Conduent New Hampshire Provider Relations Unit. The Provider Relations Unit may request additional information not obtained during Trading Partner Enrollment during Secure file transfer setup.

Trading Partners set up for submission and/or retrieval of files via the Secure file transfer mechanism will receive connectivity details from the Provider Relations Unit once setup is complete. This information will include login credentials, policies concerning passwords, file retention, and basic information on site navigation.

MOVEit TRANSFER®

MOVEit TRANSFER® is a software product that manages logins, folders, and data as an Internet-exposed secured landing zone. Only secured communications protocols may be used to access the TRANSFER. These include HTTPS, SFTP, and FTPS. FTPS is being phased out as it is considered less secure and is more difficult to manage with firewalls. Data is stored in encrypted format while residing on the TRANSFER.

There are two methods for accessing MOVEit TRANSFER®:
1. Uploading files through a secure Web site https://secureft.services.conduent.com

2. Sending and receiving files via a Secure file transfer client. MOVEit Freely® is a free Secure file transfer client available for download at http://www.standardnetworks.com.

MOVEit-Compatible FTP applications

HTTPS (HTTP over SSL) Clients	SSH2 SFTP and SCP2 Clients
cURL (downloads only) ▪ AIX; AmigaOS; BeOS; DOS; DragonFly BSD; FreeBSD; HPUX; Linux; NetBSD; NetWare; OpenBSD; OS/2; OS X; QNX; RISC OS; Solaris; SunOS; Tru64 UNIX; UNIXware; VMS; Windows **Internet Explorer Web Browser** ▪ Macintosh, Windows	**Cyberduck** ▪ OS X v.10.3 or higher **Cyclone Commerce Interchange** ▪ Solaris **FileZilla** ▪ Windows **F-Secure SSH** (including SCP2)

MOVEit-Compatible FTP application	
Firefox Web Browser ▪ any supported OS **MOVEit Central** Windows Vista Business Ed., 2003, XP Professional, 2000 Server **MOVEit Central API Java Class** ▪ Windows Vista Business Ed., 2003, XP Professional, 2000 Server **MOVEit Central API Windows COM Component** ▪ Windows Vista Business Ed., 2003, XP Professional, 2000 Server **MOVEit DMZ API Java Class** ▪ any OS with Java v.1.4 or higher **MOVEit DMZ API Windows COM Component** ▪ Windows Vista Business Ed., 2003, XP, 2000, NT 4.0 **MOVEit Wizard ActiveX Plugin** ▪ Internet Explorer Windows **MOVEit Wizard Java Plugin** ▪ Firefox Linux and Windows; Mozilla Linux and Windows; Netscape Linux and Windows; Opera Linux and Windows; Safari OS X **MOVEit Xfer Java** ▪ Any OS with Java v.1.4 or higher **MOVEit Xfer Windows** ▪ Windows Vista Business Ed., 2003, XP, 2000, ME, 98, NT **Mozilla Web Browser** any supported OS **Netscape Navigator Web Browser** Linux, Macintosh, Windows **Opera Web Browser** any supported OS **Safari Web Browser** OS X	▪ Solaris, UNIX, Windows **Fugu** ▪ OS X v.10.3 or higher **IBM Ported Tools** (OpenSSH) ▪ z/OS **Ipswitch WS_FTP Pro** ▪ Windows **J2SSH** ▪ Java **MacSSH** ▪ OS X v.10.3 or higher **Magnetk sftpdrive** ▪ Windows **MOVEit Central** ▪ Windows Vista Business Ed., 2003, XP Professional, 2000 Server **NET::SFTP** (uses Net::SSH::Perl) ▪ Linux **OpenSSH for sftp** ▪ MVS; OS X v.10.3 or higher; Solaris; UNIX; Windows; z/OS v.1.4 or higher **PuTTY PSCAP** and **PSFTP** ▪ Windows, Windows NT for Alpha **Rbrowser** ▪ OS X v.10.3 or higher **SouthRiver Technologies WebDrive** ▪ Windows **SSH FileSystem (SSHFS)** ▪ Unix (requires OpenSSH and FUSE) **SSH Secure Shell FTP** ▪ Windows **SSH Tectia Client** ▪ AIX, HP-UX, Linux, Solaris, Windows **SSH Tectia Connector** Windows **Stairways Interarchy** ▪ OS X **Transmit** ▪ OS X v.10.3 or higher **WinSCP** (in SFTP mode) ▪ Windows
AS2 and AS3 (SSL) Clients	
Clients that are AS2 or AS3 certified by Drummond will be compatible with MOVEit DMZ, including: **MOVEit Central** ▪ Windows Vista Business Ed., 2003, XP Professional, 2000 Server	
FTPS (FTP over SSL) Clients	**FTPS (FTP over SSL) Clients, Cont.**
bTrade TDAccess	**MOVEit Central**

- AIX, AS/400, HP-UX, Linux, MVS, Solaris, Windows

C-Kermit FTP

- AIX, QNX, UNIX, VMS

Cleo LexiCom

- AS/400, Linux, UNIX, Windows

cURL

- AIX; AmigaOS; BeOS; DOS; DragonFly BSD; FreeBSD; HPUX; Linux; NetBSD; NetWare; OpenBSD; OS/2; OS X; QNX; RISC OS; Solaris; SunOS; Tru64 UNIX; UNIXware; VMS; Windows

FileZilla

- Windows

GlobalSCAPE CuteFTP Pro

- Windows

GLUB Secure FTP

- Java

IBM z/OS Secure Sockets FTP

- z/OS

IniCom FlashFXP (GUI v.3.0 or higher)

- Windows

Ipswitch WS_FTP Pro (GUI v.7.0 or higher)

- Windows

LFTP

- AIX, MVS, Solaris, UNIX

MOVEit Buddy

- Windows Vista Business Ed., 2003, XP, 2000, ME, 98, NT
- Windows Vista Business Ed., 2003, XP Professional, 2000 Server

MOVEit Freely

- Windows Vista Business Ed., 2003, XP, 2000, ME, 98, NT

Netkit

- Linux, Solaris, UNIX

Rhino Voyager FTP

- Windows

Seagull Secure FTP Pro

- Windows

SmartFTP

- Windows

SouthRiver Technologies WebDrive

- Windows

Stairways Interarchy

- OS X

Sterling Commerce Connect:Direct Enterprise Command Line Client

- UNIX, Windows

Surge SSLFTP

- FreeBSD; Linux; Macintosh; Solaris; Windows

TrailBlazer ZMOD

- OS/400

Tumbleweed SecureTransport Clients

- UNIX, Windows

/n software IP*Works SSL

- Windows

▪ Linux, Macintosh, Windows **Opera Web Browser** ▪ any supported OS **Safari Web Browser** ▪ OS X	**SSH Tectia Client** ▪ AIX, HP-UX, Linux, Solaris, Windows **SSH Tectia Connector** ▪ Windows **Stairways Interarchy** ▪ OS X **Transmit** ▪ OS X v.10.3 or higher **WinSCP** (in SFTP mode) ▪ Windows
AS2 and AS3 (SSL) Clients	
Clients that are AS2 or AS3 certified by Drummond will be compatible with MOVEit TRANSFER, including: **MOVEit Central** ▪ Windows Vista Business Ed., 2003, XP Professional, 2000 Server	
FTPS (FTP over SSL) Clients	**FTPS (FTP over SSL) Clients, Cont.**
TRANSFER**bTrade TDAccess** ▪ AIX, AS/400, HP-UX, Linux, MVS, Solaris, Windows **C-K ermit FTP** ▪ AIX, QNX, UNIX, VMS **Cleo LexiCom** ▪ AS/400, Linux, UNIX, Windows **cURL** ▪ AIX; AmigaOS; BeOS; DOS; DragonFly BSD; FreeBSD; HPUX; Linux; NetBSD; NetWare; OpenBSD; OS/2; OS X; QNX; RISC OS; Solaris; SunOS; Tru64 UNIX; UNIXware; VMS; Windows **FileZilla** ▪ Windows **GlobalSCAPE CuteFTP Pro** ▪ Windows **GLUB Secure file transfer** ▪ Java **IBM z/OS Secure Sockets FTP** ▪ z/OS **IniCom FlashFXP** (GUI v.3.0 or higher) ▪ Windows **Ipswitch WS_FTP Pro** (GUI v.7.0 or higher) ▪ Windows **LFTP** ▪ AIX, MVS, Solaris, UNIX **MOVEit Buddy** ▪ Windows Vista Business Ed., 2003, XP, 2000, ME, 98, NT	**MOVEit Central** ▪ Windows Vista Business Ed., 2003, XP Professional, 2000 Server **MOVEit Freely** ▪ Windows Vista Business Ed., 2003, XP, 2000, ME, 98, NT **Netkit** ▪ Linux, Solaris, UNIX **Rhino Voyager FTP** ▪ Windows **Seagull Secure file transfer Pro** ▪ Windows **SmartFTP** ▪ Windows **SouthRiver Technologies WebDrive** ▪ Windows **Stairways Interarchy** ▪ OS X **Sterling Commerce Connect:Direct Enterprise Command Line Client** ▪ UNIX, Windows **Surge SSLFTP** ▪ FreeBSD; Linux; Macintosh; Solaris; Windows **TrailBlazer ZMOD** ▪ OS/400 **Tumbleweed SecureTransport Clients** ▪ UNIX, Windows **/n software IP*Works SSL** Windows

Passwords

Log in Credentials: In order to receive your authorized user log in credentials all Trading Partners, regardless of submission method, must be enrolled with NH Medicaid and approved as Trading Partners on the NH Health Enterprise MMIS. Log in credentials include names/ids and passwords, that will be required for the submission of transactions to NH Medicaid.

Trading Partner ID: The Trading Partner ID links the Trading Partner to their transaction data and is the NH Health Enterprise MMISs internal key to accessing their Trading Partner information. Please have this number available each time you contact the Conduent New Hampshire Provider Relations Unit at **1 (866) 291-1674)** or at **(603) 223-4774** (local).**The following login credentials are issued depending on the chosen communication method.**

Web Portal User ID/Password: This Web Portal User ID allows Trading Partners access to the New Hampshire MMIS Health Enterprise Portal for functions that include file submission and file retrieval. The Conduent New Hampshire Provider Relations Unit also uses the logon name to access Web Portal data submissions.

Secure file transfer ID/Password: These are the login credentials for the Conduent DMZ site. These allow FTP Trading Partners to access assigned folders for file submission or to retrieve responses. The Conduent New Hampshire Provider Relations Unit also uses this Secure file transfer ID to reference your DMZ data submissions.

5 Contact Information

EDI Customer Service

The Conduent New Hampshire Provider Relations Unit is available to all New Hampshire Medicaid Trading Partners, Monday through Friday from 8:00 a.m. to 5:00 p.m., Eastern Standard Time, at the following numbers:

Toll Free: 1 (866) 291-1674

Local: (603) 223-4774

EDI Technical Assistance

The Conduent New Hampshire Provider Relations Unit assists users with questions about electronic submissions. The Conduent New Hampshire Provider Relations Unit is available to all New Hampshire Medicaid Trading Partners, Monday through Friday from 8:00 a.m. to 5:00 p.m., Eastern Standard Time, at **1 (866) 291-1674** (toll-free) or **(603) 223-4774** (local). The Provider Relations Unit specializes in the following:

- Provides information on available services
- Creates user accounts for file submission for approved Trading Partners
- Verifies receipt of electronic transmissions
- Provides assistance to Trading Partners experiencing transmission difficulties

Provider Services Number

The Conduent New Hampshire Provider Relations Unit is available to all New Hampshire Medicaid Trading Partners, Monday through Friday from 8:00 a.m. to 5:00 p.m., Eastern Standard Time, at **1 (866) 291-1674** (toll-free) or **(603) 223-4774** (local).

Applicable Web site/E-mail

Please visit www.nhmmis.nh.gov for NH Medicaid provider and Trading Partner services information, including Trading Partner enrollment information, FAQs, manuals and related documentation.

6 Control Segments/ Envelopes

ISA-IEA

Conduent EDI Solutions will read the Interchange Control Segments to validate the Interchange Envelope of each ASC X12 file received for processing. If the Interchange Envelope is invalid, the Trading Partner will receive a TA1 Interchange Acknowledgement. In the event a TA1 is generated, the TA1 will be delivered to the Trading Partner Mailbox. The ISA table provides sender and receiver codes, authorization and delimiter information.

TR3 Page	Loop	Segment	Data Element	Industry Name	Comments
Interchange Control Header (ISA)					
C.3	Envelope	ISA	01	Authorization Information Qualifier	Refer to the X12 TR3 Guide
C.4	Envelope	ISA	06	Interchange Sender ID	Trading Partner ID assigned by New Hampshire Medicaid
C.5	Envelope	ISA	08	Interchange Receiver ID	026000618
C.6	Envelope	ISA	16	Component Element Separator	Refer to the X12 TR3 Guide

GS-GE

Conduent EDI Solutions permits Trading Partners to submit single or multiple functional groups within an X12 file. If the X12 file contains multiple functional groups, Conduent EDI will split a file containing multiple functional groups in several files for processing. As a result, the Trading Partner will receive multiple X12C 999 Implementation Acknowledgments.

TR3 Page	Loop	Segment	Data Element	Industry Name	Comments
Functional Group Header (GS)					
C.7	Envelope	GS	02	Application Sender's Code	Trading Partner ID assigned by NH Medicaid
C.7	Envelope	GS	03	Application Receiver's Code	026000618

ST-SE

Conduent EDI Solutions will require a unique Transaction Set Control Number in the ST02. The ST02 value should match the SE02 value. Should a file contain multiple ST to SE Transaction Sets, each transaction set control number may not be duplicated within the same interchange (ISA to IEA).

TR3 Page	Loop	Segment	Data Element	Industry Name	Comments
270 Transaction Set Header (ST to SE)					
63	Functional Group	ST	02	Transaction Set Control Number	Refer to the X12 TR3 Guide
270 Transaction Set Trailer (SE)					
202	Functional Group	SE	02	Transaction Set Control Number	Refer to the X12 TR3 Guide

TR3 Page	Loop	Segment	Data Element	Industry Name	
271 Transaction Set Header (ST to SE)					
211	Functional Group	ST	02	Transaction Set Control Number	Refer to the X12 TR3 Guide
271 Transaction Set Trailer (SE)					
455	Functional Group	SE	02	Transaction Set Control Number	Refer to the X12 TR3 Guide

7 New Hampshire Medicaid Specific Business Rules and Limitations

Many of the data elements detailed in this Companion Guide reflect New Hampshire business requirements, but still meet the standard requirements in the ASC X12N Implementation Guide. Inclusion of a "business-required" data field, as defined by this Companion Guide, will aid in the delivery of a positive response from the New Hampshire Health Enterprise MMIS. For more information regarding New Hampshire specific billing requirements, consult the applicable NH Medicaid provider billing manual, which can be downloaded from the New Hampshire Medicaid Web site at: https://nhmmis.nh.gov

Note on decimal/amount fields: Even though the X12N transaction defines Amount fields as having an 18-byte maximum, there is an additional HIPAA rule that limits all decimal fields to a maximum of 10 characters, including the two implied or reported decimal places. Accordingly, for all decimal or amount fields:

- "123456789012" is not an acceptable amount, because it is greater than 10 bytes.
- "12345678.90" is acceptable because the number of digits is not greater than 10; the decimal point itself is not limited by the rule.
- However, "1234567890" is not acceptable because the X12N engine assumes that a decimal point and succeeding zeroes are implied so that the actual number being communicated is "1234567890.00", which is greater than 10 bytes.
- The 10-byte limitation applies to all decimal or amount fields, including AMT segments, but also including any other fields that hold amounts or decimals, such as 837 SV207, CAS03, CAS06, CAS09, CAS12, CAS15, CAS18, HI01-5, HI02-5, HCP02 and HCP03, etc.

For all fields not listed in these bullets, follow the guidelines in the ASC X12N Implementation Guides (TR3), available at http://store.x12.org/store/healthcare-5010-consolidated-guides.

Search Options:

Per New Hampshire MMIS policy, a member search must include 3 out of 4 identifiers below:

- Member First Name
- Member Last Name
- Member Medicaid ID
- Member Date of Birth

For additional information Refer to the X12 TR3 Guide

8 Acknowledgements and/or Reports

Transmission Errors and Reports

The acceptance/rejection reports generated depend on the type of error, and the level where the error occurs. Depending on the error level, the result may be the rejection of an entire file or a single transaction.

Transmission Errors

Transmission Errors can occur when there are errors in the ISA segment. The ISA is part of the Interchange Control. A transmission error will occur when the ISA exceeds the fixed length defined by the TR3 Guide. This will result in the file being unrecognized X12 data by the validation engine. When the file is unable to be recognized an audit report will be generated and posted to the Trading Partner mailbox. If the Trading Partner is unable to be identified in either the ISA or GS, the audit report will still generate and post to a mailbox created for the Trading Partner ID found in the inbound file. The Trading Partner should use the audit report to correct and resubmit their X12 file.

Leading spaces before the start of the data makes the file unrecognizable. Compliance Check expects “ISA” in the first three spaces.

EDIFECS Audit Report



Data With Error Report

Powered by Edifecs

This report shows the results of a submitted data file validated against corresponding guidelines. If there are errors, you must fix the application that created the data file and then generate and submit a new data file.

Report Summary
Total Errors: 1 Total Warnings: 0 Total Informations: 0

#	Data				
	EntireDocument start				
	Errors at EntireDocument level: Errors: 1 Warnings: 0 Informations: 0			Interchange Received: 1 Interchange Accepted: 0	
	#	Error ID	Error Message	Severity	Guideline Properties
	1	0x2010003	Business Message: Parser error - No matching parser schema was found. The data starting at position 0 is not recognized as a valid data transmission.	Normal	(N/A)
	1 Interchange start				
	Errors at Interchange level: Errors: 1 Warnings: 0 Informations: 0		Sender ID: NH0100002 Receiver ID: 026000618 Control Number: 600000003 Date: 120330	Sender Qualifier: ZZ Receiver Qualifier: ZZ Version: 00501 Time: 0900	

Report Inventory

The three acceptance/rejection reports are:

- TA1 Interchange Acknowledgement
- X12C 999 Implementation Acknowledgement
- EDIFECS Error Report

TA1 Interchange Acknowledgement Rejection Report

The ISA and GS segments contain the header and footer information within the Interchange (ISA-IEA) and Functional Group (GS-GE) envelopes. Some ISA-IEA and GS-GE problems will result in the entire submission being rejected resulting in the generation of a TA1 to be delivered to the Trading Partner mailbox. A TA1 will be delivered to the Trading Partner mailbox. If the Trading Partner relationship does not exist (a missing or invalid Trading Partner ID) a TA1 will not be generated because the relationship does not exist within the NH Medicaid Trading Partner Management Database (TPMS). An email will be sent to the Conduent EDI Unit and the EDI Business Analyst will review and contact the submitter. For additional information regarding the TA1, please refer to the ASC X12C 999 (v005010X231A1TR3) Implementation Guide.

The TA1 Interchange Acknowledgement Report may result from various sources:

- The submitted file is not recognized as an X12N file due to file corruption or data errors in the ISA-IEA or GS-GE envelopes.
- The submitted file has errors that would prevent the translation engine from uniquely identifying the file, transaction type, or submitter.
- The ISA01 contains a value other than 00 or 03.

Interchange-Level Errors and the TA1 Rejection Report

Envelope problems that make it impossible to identify the ISA-IEA envelope will result in a TA1 Interchange Acknowledgement rejection of the entire submission.

An Example of an Interchange-Level error that will result in a TA1:

- The Header Interchange Control Number in ISA13 (“014640000”) does not match the Trailer Interchange Control Number in IEA02 (“014640001”). The interchange envelope cannot be validated when the ISA13 and IEA02 do not contain the same values.

```
ISA*00* *00* *ZZ*654321*ZZ*026000618
*120602*0800*^*00501*014640000*1*P*:~
        GS*HS*654321*026000618*20120602*0800*19990000*X*005010X279A1
       ~
           ST*270*911160091*005010X279A1~
           BHT*0022*13*911160091*20120602*2300~
           HL*1**20*1~
           NM1*PR*2*NH MEDICAID*****PI*026000618~
           HL*2*1*21*1~
           NM1*1P*2*FAMILY MEDICINE*****XX*1326007915~
           N3*123*RECEIVER ADDRESS~
           N4*RECEIVER CITY*NH*03301~
           PRV*PE*PXC*193200000X~
           HL*3*2*22*0~
           NM1*IL*1******MI*12345678901~
           DTP*291*RD8*20120114-20120114~
           EQ*30~
           SE*14*911160091~
       GE*1*19990000~
IEA*1*014640001~
```

Functional Group Level Errors and the TA1 Rejection Report

When the ISA-IEA and GS-GE envelopes are identifiable but the Trading Partner is not authorized for the transaction, the entire submission is rejected with a TA1.

Example of a Functional-Group-Level error that will result in a TA1 rejection:

- If an invalid Receiver ID is transmitted in the GS.

```
ISA*00* *00* *ZZ*654321 *ZZ*026000618
*120716*0800*^*00501*014640001*1*P*:~
        GS*HC*654321*02600068*20120716*0800*19990000*X*005010X279A1
       ~
           ST*270*911160091*005010X279A1~
           BHT*0022*13*911160091*20120716*2300~
           HL*1**20*1~
           NM1*PR*2*NH MEDICAID*****PI*026000618~
           HL*2*1*21*1~
           NM1*1P*2*FAMILY MEDICINE*****XX*1326007915~
           N3*123*RECEIVER ADDRESS~
           N4*RECEIVER CITY*NH*03301~
           PRV*PE*PXC*193200000X~
           HL*3*2*22*0~
           NM1*IL*1******MI*12345678901~
           DTP*291*RD8*20120114-20120114~
           EQ*30~
           SE*14*911160091~
       GE*1*19990000~
```

```
IEA*1*014640001~
```

X12C 999 Implementation Acknowledgment

If the file, envelope, and submitter are recognized, the file is passed through Compliance Check to determine the syntactical validity of the X12N submission. An X12C 999 Implementation Acknowledgement is generated for all files that receive an accepted TA1. If errors are found, a rejected or partial X12C 999 will be generated. If errors are not found, an X12C 999 will be generated with an accepted acknowledgment. If the Trading Partner receives a rejected or partial X12C 999, the Trading Partner will review, correct and resubmit. For additional information regarding the X12C 999, please refer to the ASC X12C 999 (v005010X231A1TR3) Implementation Guide. If the Trading Partner requires additional assistance with the X12C 999, please contact the Provider Relations Unit.

Interchange Level Errors and the X12C 999 Implementation Acknowledgement

If the Interchange Header is recognizable and all elements are the proper length, but the header contains syntactically invalid data, such as invalid qualifiers or data relationships, an X12C 999 will be generated.

Example of an Interchange-Level error that will result in an X12C 999:

> "K" is technically a valid repetition separator. An accepted TA1 will be produced. However, if "K" is used anywhere in the file, it will be classified as a repetition separator and it will fail as a syntax error on the X12C 999. EDI recommends using a caret (^) as the repetition separator.

```
ISA*00* *00* *XX*654321 *ZZ*026000618
*120616*0800*K*00501*014640000*1*P*:~
       GS*HC*654321*026000618*20120616*0800*19990000*X*005010X279A1  ~

         ST*270*911160091*005010X279A1~
           BHT*0022*13*911160091*20120616*2300~
           HL*1**20*1~
           NM1*PR*2*NH MEDICAID*****PI*026000618~
           HL*2*1*21*1~
           NM1*1P*2*FAMILY MEDICINE*****XX*1326007915~
           N3*123*K STREETt~
           N4*RECEIVER CITY*NH*03301~
           PRV*PE*PXC*193200000X~
           HL*3*2*22*0~
           NM1*IL*1******MI*12345678901~
           DTP*291*RD8*20120114-20120114~
           EQ*30~
         SE*14*911160091~
       GE*1*19990000~
IEA*1*014640000~
```

Functional Group Level Errors and the X12C 999 Implementation Acknowledgement

When the GS and GE segments are identifiable and the Trading Partner is authorized for the transaction, but a syntactical error is identified in the GS or GE segments, the entire functional group (from GS to GE) is rejected with an X12C 999.

Example of Functional Group Level Error that will result in an X12C 999:

- The transaction was built with incorrect Total Number of transaction sets at the Functional Group Trailer. GE01 should be 2 because the Functional Group contains two ST to SE transaction sets.

```
ISA*00* *00* *ZZ*654321 *ZZ*026000618
*120716*0800*^*00501*014640000*1*P*:~
      GS*HC*654321*026000618*20120716*0800*19990000*X*005010X279A1ª1
      ~
            ST*270*00001*005010X279A1~
            BHT*0022*13*911160091*20120716*2300~
            HL*1**20*1~
            NM1*PR*2*NH MEDICAID*****PI*026000618~
            HL*2*1*21*1~
            NM1*1P*2*FAMILY MEDICINE*****XX*1326007915~
            N3*123*RECEIVER ADDRESS~
            N4*RECEIVER CITY*NH*03301~
            PRV*PE*PXC*193200000X~
            HL*3*2*22*0~
            NM1*IL*1******MI*12345678901~
            DTP*291*RD8*20120114-20120114~
            EQ*30~
            SE*14*00001~
            ST*270*00002~
            BHT*0022*13*911160091*20120716*2300~
            HL*1**20*1~
            NM1*PR*2*NH MEDICAID*****PI*026000618~
            HL*2*1*21*1~
            NM1*1P*2*FAMILY MEDICINE*****XX*1326007915~
            N3*123*RECEIVER ADDRESS~
            N4*RECEIVER CITY*NH*03301~
            PRV*PE*PXC*193200000X~
            HL*3*2*22*0~
            NM1*IL*1******MI*12345678901~
            DTP*291*RD8*20120114-20120114~
            EQ*30~
            SE*14*00002~
      GE*1*19990000~
IEA*1*014640000~
```

Transaction Set Level Errors and the X12C 999

If an error is identified within the Submitter, Receiver, or Provider loops, the entire Transaction Set (ST and SE segments and all segments in between) is rejected with an X12C 999. However, if the functional group consists of additional transactions without errors, the other transactions will be processed.

Example of a Transaction Set Level Error:

- The following example contains an invalid Payer ID of 77101. The Payer ID for New Hampshire Medicaid is 026000618.

```
ISA*00* *00* *ZZ*654321 *ZZ*026000618
*120716*1234*^*00501*987654321*0*P*~
     GS*HC*654321*026000618*20120718*16265868*900000201*X*005010X279A1ª1
     ~
       ST*270*1234*005010X279A1~
          BHT*0022*13*10001234*20120716*1319~
          HL*1**20*1~
          NM1*40*2*NH MEDICAID*****46*77101~
          HL*2*1*21*1~
          NM1*1P*1*JONES*MARCUS****SV*9999034~
          HL*3*2*22*0~
```

```
          TRN*1*93175-012547*9999281234~
          NM1*IL*1*SMITH*ROBERT*B***MI*12345678901~
          REF*1L*599119~
          DMG*D8*19430519*M~
          DTP*291*D8*20030501~
          EQ*98~
       SE*14*1234~
    GE*1*900000201
IEA*1*987654321
```

Request-Level Errors and the X12C 999

In a case where header, submitter, receiver, provider, and subscriber loops are all valid, but an error occurs in a single request, only the request containing the error is rejected.

Example of a Request-Level Error:

- In the following example, the qualifier "31" is not valid for the 2110C (Subscriber Eligibility) EQ01 element. The highlighted transaction (EQ*31 and subsidiary segments) would be rejected with an X12C 999. The EQ*30 segment above it, including its subsidiary segments, would be passed on for processing.

```
ISA*00* *00* *ZZ*654321 *ZZ*026000618
*120716*1234*^*00501*987654321*0*P*~
       GS*HC*654321*026000618*20120716*16265868*900000201*X*005010X279A1
       ~ ST*270*0001*005010X279A1~
          BHT*0022*13*10001234*20120716*1319~
          HL*1**20*1~
          NM1*40*2*NH MEDICAID*****46*026000618~
          HL*2*1*21*1~
          NM1*1P*1*JONES*MARCUS****SV*9999034~
          HL*3*2*22*0~ TRN*1*93175-
          012547*9999281234~
          NM1*IL*1*SMITH*ROBERT*B***MI*12345678901~
          REF*1L*599119~
          DMG*D8*19430519*M~
          DTP*291*D8*20030501~
          EQ*98~
       SE*14*0001~
       ST*270*0002~
          BHT*0022*13*911160091*20120716*2300~
          HL*1**20*1~
          NM1*PR*2*NH MEDICAID*****PI*026000618`
          HL*2*1*21*1~
          NM1*1P*2******XX*1326007915~
          N3*123*RECEIVER ADDRESS~
          N4*RECEIVER CITY*NH*38652~
          PRV*PE*PXC*193200000X~
          HL*3*2*22*0~
          NM1*IL*1******MI*12345678901~
          DTP*291*RD8*20120114-20120114~
          EQ*30~
          AMT*R*1.5~
          III*ZZ*11~
          REF*9F*1000001~
          DTP*307*RD8*20120501-20120531~
          EQ*31~
          AMT*R*2.3~
          III*ZZ*11~
          REF*9F*2000002~
          DTP*307*RD8*20120601-20120630~
       SE*23*0002~
       GE*2*900000201~
IEA*1*987654321~
```

EDIFECS Error Report

Every X12N transaction that does not receive a TA1 or X12C 999 transaction rejection will pass through the EDIFECS Compliance Check engine. EDIFECS generates a full report of all Loops, Segments, Elements, along with the data contained within them, and explanations of the errors, if any. This report is especially useful in troubleshooting errors when it is combined with the X12C 999. The EDIFECS reports will be available to Trading Partners in their mailbox.

Below is an abbreviated sample Error Report that shows the level of detail contained in the EDIFECS Error Report. Note that the invalid data is shown in **bold** type, and the full explanation of the error is given in the "Error Message" column.

Sample EDIFECS Error Report

Error Report
Submitted: Thursday, July 09, 2012 10:15:00 (Eastern Daylight Time)
Guideline: Spec2.ecs
Data File: I:\CustomerImplementation\New Hampshire\Test Data\270\x12s only\270 - Test

This report shows the results of a submitted data file validated against a guideline. If there are errors, you must fix the application that created the data file and then generate and submit a new data file.

Summary Report

Total Errors: 4
Total Warnings: 0
Total Information: 0

Error Count by WEDI SNIP Type

SNIP Type	SNIP Name	Counts
0	System	0
1	EDI Syntax	1 Errors 0 Warnings 0 Informations
2	HIPAA Syntax	3 Errors 0 Warnings 0 Informations

Sample EDIFECS Error Report

Error Report

Submitted: Thursday, July 09, 2012 10:15:00 (Eastern Daylight Time)

Guideline: Spec2.ecs

Data File: I:\CustomerImplementation\New Hampshire\Test Data\270\x12s only\270 - Test

This report shows the results of a submitted data file validated against a guideline. If there are errors, you must fix the application that created the data file and then generate and submit a new data file.

Summary Report

Total Errors: 4
Total Warnings: 0
Total Information: 0

Error Count by WEDI SNIP Type

Sample EDIFECS Error Report						
#	Error ID	Error Message	Error Data	SNIP Type	Severity	Guideline Properties
1	0x810024	Element ISA07 (Interchange ID Qualifier) does not contain a valid identification code: 'PP' is not allowed. Segment ISA is defined in the guideline at position N/A. This error was detected at: Segment Count: 1 Element Count: 7 Characters: 51 through 53 An invalid code value was encountered.	ISA*00* *00* *ZZ*99999999 * **PP** *026000618 *120111*2300* U*00501*91116 0091*0*T*~	2 - HIPAA Syntax	Normal	Element: ISA07 Name: Interchange ID Qualifier ID: I05 Standard Option: Mandatory Type: ID Min Length: 2 Max Length: 2 User Option: Required
2	0x39393 B5	Value of element NM109 is incorrect. Expected value is National Provider ID (format is '10 digits with optional '80840' prefix and last check digit') when NM108='XX'. Segment NM1 is defined in the guideline at position 030. This error was detected at: Segment Count: 8 Element Count: 9 Character: 300 through 311 National Provider ID (NPI) is invalid	NM1*1P*2****** XX* **13260079158**	2 - HIPAA Syntax	Normal	Element: NM109 Name: Identificatio n Code ID: 67 Standard Option: Conditional Type: AN Min Length: 2 Max Length: 80 User Option: Required

		for Information Receiver Name.				
3	0x3939386	Value of element DTP03 (Subscriber Date) is incorrect. Expected value is Date in format 'CCYYMMDD-CCYYMMDD' when DTP02 ='RD8'. Segment DTP is defined in the guideline at position 120. This error was detected at: Segment Count: 14 Element Count: 3 Character: 445 through 461 Subscriber Date is invalid.	DTP*307*RD8* **20120114-2012011**	2 – HIPAA Syntax	Normal	Element: DTP03 Name: Date Time Period ID: 1251 Standard Option: Mandatory Type: AN Min Length: 1 Max Length: 35 User Option: Required
4	0x810005	The number of submitted segments in your file is 14. Number of included segments (SE01) has a value of '141'. Please review the specification and re-submit a test. This error was detected at: Segment Count: 16 Element Count: 1 Characters: 473 through 476 The values are not equal.	SE* **141** *911160091	1 – EDI Syntax	Normal	Element: SE01 Name: Number of Included Segments ID: 96 Standard Option: Mandatory Type: Min N0 Length: 1 Max Length: 10 User Option: Required

9 Trading Partner Agreements

Prior to engaging in EDI with the New Hampshire MMIS Enterprise, prospective Trading Partners must complete a Trading Partner enrollment package, which includes a Trading Partner Signature Agreement Form that requires an original signature. Please follow all enrollment instructions and mail the signed Trading Partner Agreement Form to the Conduent NH Medicaid Fiscal Agent, along with any other required documents to complete the enrollment application process.

Please find all New Hampshire Provider/Trading Partner Enrollment information at: https://nhmmis.nh.gov/portals/wps/portal/ProviderEnrollment

The mailing address is:

Conduent Provider Relations Unit
P. O. Box 2059
Concord, NH 03302-2059

Trading Partners

In simple terms, an EDI Trading Partner is defined as any provider or agent acting on behalf of a provider that transmits electronic transaction data to or receives electronic transaction data from a health plan.

There are two different types of Trading Partners for the New Hampshire Medicaid:

First, there are Vendors, Billing Agents, Clearinghouses and Switch Vendors who engage in Electronic Data Interchange (EDI) which may include claims and eligibility inquiries on behalf of enrolled NH Medicaid providers. These Trading Partners are not enrolled providers, their only interaction with the MMIS is to submit and retrieve electronic data files.

Second, there are providers re-enrolling under the Medicaid Program who use their own software programs to engage in Electronic Data Interchange (EDI) with the New Hampshire Medicaid. Some providers may use the MMIS online file upload and retrieval features via the New Hampshire MMIS Health Enterprise Portal.

10 Transaction Specific Information

This section contains data clarifications, including New Hampshire-specific data requirements. For additional guidance on the use of business rules, please see Section 7 New Hampshire Medicaid Specific Business Rules and Limitations.

ASC X12N 270 Member Eligibility Inquiry

TR3 Page	Loop	Segment	Data Element	Industry Name	Comments
Interchange Control Header (ISA)					
C.4	N/A	ISA	05	Interchange ID Qualifier	ZZ
C.4	N/A	ISA	07	Interchange ID Qualifier	ZZ
Beginning of Hierarchical Transaction (BHT)					
66	N/A	BHT	02	Transaction Set Purpose Code	13 (Request Only) is expected.
2100A Information Source Name (NM1)					
71	2100A	NM1	01	Entity Identifier Code	PR
72	2100A	NM1	03	Name Last or Organization Name	NH Medicaid
73	2100A	NM1	08	Identification Code Qualifier	PI
73	2100A	NM1	09	Information Source Primary Identifier	026000618
77	2100B	NM1	01	Entity Code Qualifier	1P

TR3 Page	Loop	Segment	Data Element	Industry Name	Comments
2100B Information Receiver Name (NM1)					
77	2100B	NM1	01	Entity Code Qualifier	1P
79	2100B	NM1	08	Identification Code Qualifier	XX SV = Atypical Provider ID assigned by NH Medicaid
2100 Information Receiver Additional Identification (REF)					
81	2100B	REF	01	Reference Identification Qualifier	1D This ID should only be used when the NPI in NM109 is not sufficient to identify the information receiver (i.e., when a AAA03 code 15 is returned on a submitted NPI)
82	2100B	REF	02	Identification Receiver Additional Identifier	New Valid Medicaid Provider ID This ID should only be used when the NPI in NM109 is not sufficient to identify the information receiver (i.e., when a AAA03 code 15 is returned on a submitted NPI)
2100C Subscriber Name (NM1)					
95	2100C	NM1	03	Name Last	Member's Last Name
96	2100C	NM1	04	Name First	Member's First Name
97	2100C	NM1	08	Identification Code Qualifier	MI
98	2100C	NM1	09	Identification Code	NH Medicaid ID
2100C Subscriber Demographic Information (DMG)					
110	2100C	DMG	01	Date Time Period Format Qualifier	D8
110	2100C	DMG	02	Date Time Period	Member's Date of Birth YYYYMMDD

2100C Subscriber Date (DTP)					
125	2100C	DTP	01	Date Time Qualifier	291
125	2100C	DTP	02	Date Time Period Format Qualifier	RD8

TR3 Page	Loop	Segment	Data Element	Industry Name	Comments
2110C Subscriber Eligibility/Benefit Inquiry Information (EQ)					
128	2110C	EQ	01	Service Type Code	30

ASC X12N 271 Member Eligibility Response

TR3 Page	Loop	Segment	Data Element	Industry Name	Comments
Interchange Control Header (ISA)					
C.4	Envelope	ISA	05	Interchange ID Qualifier	ZZ
C.4	Envelope	ISA	06	Interchange Sender ID	26000618
C.4	Envelope	ISA	07	Interchange ID Qualifier	ZZ
C.4	Envelope	ISA	08	Interchange Receiver ID	Trading Partner ID assigned by New Hampshire Medicaid
Functional Group Header (GS)					
C.7	Envelope	GS	02	Application Sender's Code	26000618
C.7	Envelope	GS	03	Application Receiver's Code	Trading Partner ID assigned by New Hampshire Medicaid
Beginning of Hierarchical Transaction (BHT)					
213	N/A	BHT	02	Transaction Set Purpose Code	11
2100A Information Source Name (NM1)					
220	2100A	NM1	01	Entity Identifier Code	PR
221	2100A	NM1	03	Name Last or Organization Name	NH Medicaid
222	2100A	NM1	08	Identification Code Qualifier	PI

TR3 Page	Loop	Segment	Data Element	Industry Name	Comments
222	2100A	NM1	09	Information Source Primary Identifier	26000618
2100A Information Source Contact Information (PER)					
224	2100A	PER	02	Name	Conduent State Healthcare, LLC
224	2100A	PER	03	Communication Number Qualifier	TE
225	2100A	PER	04	Communication Number	6032234774
225	2100A	PER	05	Communication Number Qualifier	TE
226	2100A	PER	06	Communication Number	8662911674
226	2100A	PER	07	Communication Number Qualifier	EM
227	2100A	PER	08	Communication Number	NHMMISEDI@Conduent.com
2100A Information Source Contact Information (PER)					
224	2100A	PER	02	Name	Conduent State Healthcare, LLC
224	2100A	PER	03	Communication Number Qualifier	FX
225	2100A	PER	04	Communication Number	6032238125
2100B Information Receiver Name (NM1)					
235	2100B	NM1	01	Entity Code Qualifier	1P
237	2100B	NM1	08	Identification Code Qualifier	XX SV = Atypical Provider ID assigned by NH Medicaid
2100 Information Receiver Additional Identification (REF)					

TR3 Page	Loop	Segment	Data Element	Industry Name	Comments
238	2100B	REF	01	Reference Identification Qualifier	ID This ID should only be used when the NPI in NM109 is not sufficient to identify the information receiver (i.e., when a AAA03 code 15 is returned on a submitted NPI)
239	2100B	REF	02	Identification Receiver Additional Identifier	New Valid Medicaid Provider ID This ID should only be used when the NPI in NM109 is not sufficient to identify the information receiver (i.e., when a AAA03 code 15 is returned on a submitted NPI)
2000C Subscriber Trace Number (TRN)					
253	2000C	TRN	03	Trace Assigning Entity Identifier	1026000618
2100C Subscriber Name (NM1)					
256	2100C	NM1	08	Identification Code Qualifier	MI
257	2100C	NM1	09	Identification Code	NH Medicaid ID
2110C Subscriber Eligibility/Benefit Information (EB)					
296	2110C	EB	01	Eligibility or Benefit Information	1 6 R
297	2110C	EB	02	Coverage Level Code	IND
298	2110C	EB	03	Service Type Code	30

TR3 Page	Loop	Segment	Data Element	Industry Name	Comments
303	2110C	EB	04	Insurance Type Code	MC Sent to indicate regular eligibility QM QM Recipient only has coverage for deductible and coinsurance for Medicare Covered Services MA – Medicare Part A MB – Medicare Part B OT – Medicare Part D
2110C Subscriber Additional Identification (REF)					
320	2110C	REF	01	Reference Identification Qualifier	1L F6
321	2110C	REF	02	Reference Identification	If REF01 = 1L – Group or Policy Number of a priority payer listed for this eligibility inquiry If REF01 = F6 – Medicare Beneficiary Identifier (MBI). If MBI is not available, value will be "UNKNOWN"
2110C Subscriber Eligibility/Benefit Date (DTP)					
322	2110C	DTP	01	Date Time Qualifier	307
323	2110C	DTP	02	Date Time Period Format Qualifier	RD8
2110C Subscriber Eligibility/Benefit Date (MSG)					

TR3 Page	Loop	Segment	Data Element	Industry Name	Comments
328	2110C	MSG	01	Free Form Message Text	A static text will be "Current Community Engagement Suspension Status| " This will be appended with "Suspended", "Not Suspended" or "Not Applicable" This is the member's current community engagement suspension status as of the date the inquiry was submitted. A separate MSG segment will be returned to display a static text for members that are incarcerated or in the community re-entry program. From members in the Adult Community Re-entry Program, the message will be "Member is eligible for Adult Medicaid Community Re-Entry Program for <Begin Date> thru <End Date>." From members in the Youth Community Re-entry Program, the message will be "Member is eligible for Youth Medicaid Community Re-Entry Program for <Begin Date> thru <End Date>."
2120C Subscriber Benefit Related Entity Name (NM1)					
335	2120C	NM1	01	Entity Identifier Code	PR – Payer will be sent when 2110C EB01 = R and REF01 = 1L Y2 = Member enrolled in Care Management Plan
336	2120C	NM1	02	Entity Type Qualifier	2
336	2120C	NM1	03	Name Last or Organization Name	Name of Other Insurance carrier Name of Care Management Plan if 2120C_NM101 = Y2
2120C Subscriber Benefit Related Entity Contact Information (PER)					

346	2120C	PER	03	Communication Number Qualifier	TE
346	2120C	PER	04	Communication Number	Care Management Plan Telephone Number

Appendices

Implementation Checklist

Conduent does not offer an Implementation Checklist for our Trading Partner EDI services with New Hampshire Medicaid. The Conduent New Hampshire Provider Relations Unit assists new Trading Partners with enrollment and testing, but a formal implementation checklist is not necessary.

Business Scenarios

Please contact the Conduent New Hampshire Provider Relations Unit to discuss your specific EDI related business needs with New Hampshire Medicaid, should they not be covered in this guide or other available New Hampshire Medicaid X12N transaction companion guides.

Transmission Examples

Please contact the Conduent New Hampshire Provider Relations Unit for transmission examples beyond the samples already provided in this guide.

Frequently Asked Questions

For current Provider and Trading Partner FAQs, please visit the following page:
hhttps://nhmmis.nh.gov/portals/wps/portal/ProviderFaq

Change Summary

Version	Date	Description	Description of Changes
1.0	11/05/2012	Initial Document for Deliverables	Document reformatted to meet CAQH CORE standard companion guide format (Phase I CORE Req. 152). Xerox branding applied.
1.1	12/06/2012	Recommendation from the X12 Committee	Renamed Title, Renamed Footer, Removed "ANSI" from document Deleted GS08 on page 17
1.2	12/03/2013	URL for Provider Enrollment Managed Care Information	Updated URL for Provider Enrollment page 3 Updated Managed Care information on page 36 and 37 for the 2120C loop
1.3	12/23/2013	Updated Trading Partner notice for downtime	Updated Section 2 page 3 for Trading Partner notice
1.4	02/28/2014	Updated Process Flow diagram	Updated Process Flow Section 4 page 5
1.5	06/01/2014	Updated TA1 Information	Updated TA1 information pages 5, 6, 22,and 23
1.6	1/22/2015	Updated Table Of Contents	Added Search Option
1.6	03/12/2015	Search Options	Updated search Options page 20
1.6	05/08/2015	2 Getting Started – Working with New Hampshire Medicaid	Updated scheduled maintenance periods page 3
1.6	05/08/2015	6 Control Segments/ Envelopes	Updated GS-GE segment statement page 19
1.6	05/13/2015	Non-Routine Downtime Notification	Updated the description related to the process for displaying any Non-routine downtime page 3.
1.7	08/28/2017	Updated Branding	Updated brand to Conduent
1.8	11/05/2018	Updated mapping for REF02	Added mapping for the MBI to REF02
1.8	03/04/2019	Update to 2110C EB04 Update to 2110C REF02 Sample EDIFACS Error Report	Removed extra line and added clarity for what MA, MB, OT Represent Added note explaining when "UNKNOWN" is populated for F6 Corrected table format
1.9	05/07/2019	Add 2110C MSG	Added MSG segment to communicate the current community engagement suspension status.

1.10	7/25/2019	Update 2110C MSG	Changed ': ' to '|' I the
			community engagement
			suspension status message.
1.11	01/21/2020	Fixed broken links and updated verbiage under "MOVEit TRANSFER®" on page 12.	Fixed broken links throughout the document and updated the verbiage under "MOVEit TRANSFER®" on page 12 to be consistent with the other companion guides
1.12	06/20/2024	Updated Search Criteria and communication number	Updated to provide examples of the search criteria. Also add the mapping to show what loops contain that data. Also updated the communication number in the 271 - 2100A loop.
1.13	08/15/2024	Update 2110C MSG Update 2100A PER08	Modified to send community re-entry information where applicable. Correct email address to rebrand with "Conduent".