

# New Hampshire MMIS Companion Guide to the 005010X223A2 Health Care Claim: Institutional (837)

Conduent EDI Solutions  
October 2025

© **2017** Conduent, Inc. All rights reserved. Conduent and Conduent Agile Star are trademarks of Conduent, Inc. and/or its subsidiaries in the United States and/or other countries.

Express permission to use the ASC X12 copyrighted materials has been granted.

# Preface

This Companion Guide to the Accredited Standards Committee (ASC) X12 Technical Report Type 3 (TR3) and associated errata adopted under HIPAA clarifies and specifies the data content when exchanging electronically with the New Hampshire MMIS. Transmissions based on this Companion Guide, used in tandem with the v5010 ASC X12N Implementation Guides (TR3), are compliant with both ASC X12N syntax and those guides. This Companion Guide is intended to convey information that is within the framework of the ASC X12N Implementation Guides (TR3) adopted for use under HIPAA. The Companion Guide is not intended to convey information that in any way exceeds the requirements or usages of data expressed in the Implementation Guides (TR3).

# Table of Contents

<b>1 Introduction.....</b>	<b>1</b>
Scope .....	1
Overview.....	2
References .....	2
Additional Information .....	2
<b>2 Getting Started.....</b>	<b>3</b>
Working with New Hampshire Medicaid.....	3
Trading Partner Registration.....	3
Testing Overview.....	4
<b>3 Testing with the New Hampshire MMIS .....</b>	<b>5</b>
<b>4 Connectivity with the New Hampshire MMIS.....</b>	<b>6</b>
Process Flows .....	6
Editing and Validation Flow Diagram.....	6
Transmission Administration Procedures.....	7
Re-Transmission Procedures.....	8
Communication Protocol Specifications.....	8
Web Portal .....	8
Secure FTP.....	15
Passwords.....	15
<b>5 Contact Information .....</b>	<b>16</b>
EDI Customer Service .....	16
EDI Technical Assistance .....	16
Provider Services Number .....	16
Applicable Web site/E-mail .....	17
<b>6 Control Segments/ Envelopes.....</b>	<b>18</b>
ISA-IEA.....	18
GS-GE.....	19
ST-SE.....	19
<b>7 New Hampshire Medicaid Specific Business Rules and Limitations .....</b>	<b>20</b>
Attachments to Electronic Claims.....	21

<b>8 Acknowledgements and/or Reports .....</b>	<b>22</b>
Transmission Errors and Reports.....	22
Transmission Errors.....	22
Report Inventory .....	23
TA1 Interchange Acknowledgement Rejection Report .....	23
X12C 999 Implementation Acknowledgment.....	26
EDIFECs Error Report.....	32
<b>9 Trading Partner Agreements.....</b>	<b>36</b>
Trading Partners.....	36
<b>10 Transaction Specific Information.....</b>	<b>37</b>
ASC X12N 837I Health Care Claim: Institutional.....	37
<b>Appendices.....</b>	<b>39</b>
Implementation Checklist.....	39
Business Scenarios .....	39
Transmission Examples.....	39
Frequently Asked Questions.....	39
Change Summary.....	40

# 1 Introduction

This 837I Claim Companion Guide is intended for Trading Partner use in conjunction with the ASC X12N 837I National Electronic Data Interchange Transaction Set Implementation Guide. The ASC X12N Implementation Guide can be accessed at <http://store.x12.org/store/healthcare-5010-consolidated-guides>.

This Companion Guide outlines the procedures necessary for engaging in Electronic Data Interchange (EDI) with the New Hampshire MMIS and specifies data clarification where applicable. [Section 10 Transaction Specific Information](#) contains provider data clarifications for fields and values that have changed.

Transaction specific data will be detailed using a table with the following information included (if applicable):

- TR3 Page
- Loop
- Segment
- Data Element
- Industry Name
- Comments

## Scope

This Companion Guide is intended for use by New Hampshire Medicaid Trading Partners for the submission of the X12N 837I transactions to Conduent. This Companion Document is to be used in conjunction with the 837I Implementation Guide and TR3. Conduent is the Fiscal Agent for New Hampshire Department of Health and Human Services (DHHS). Conduent will accept and process X12N transactions on behalf of New Hampshire Medicaid.

Conduent provides connectivity for the flow of medical information and data between medical providers, facilities, vendors, claim payment agencies, clearinghouses and the Front-end Online Transaction Processor (OLTP). Beyond the receipt and delivery of this data, Conduent EDI Solutions provides translation to and from ASC X12N standard formats.

The 837 Institutional transaction data will be submitted to Conduent EDI Solutions for processing and validation of the X12N format(s). Please refer to [Section 4 Connectivity with the New Hampshire MMIS](#) for more information regarding transmission methods.

# Overview

This Companion Guide is divided into 10 Sections. Each section will describe the process or requirement that each Trading Partner must complete to submit and receive X12N transactions for New Hampshire Medicaid.

Each section will provide the needed information of how Trading Partners will be required to complete successful transmissions to the New Hampshire Medicaid MMIS.

This Companion Guide will provide contact information for obtaining assistance from the New Hampshire Medicaid MMIS. As well as data clarifications, including New Hampshire Medicaid specific data requirements.

# References

This document serves as a companion to the ASC X12N Implementation Guides (TR3) as adopted under HIPAA. These can be accessed at:

<http://store.x12.org/store/healthcare-5010-consolidated-guides>

# Additional Information

For more information on New Hampshire Medicaid EDI services for providers, including provider enrollment and claim transaction information, please visit: <http://nhmmis.nh.gov>


## 2 Getting Started

### Working with New Hampshire Medicaid

We provide availability for transaction transmission and download retrieval 24 hours a day, seven days a week. This availability is subject to scheduled downtime. It is operational policy to schedule preventative maintenance periods on weekends or after 9:00 p.m. Eastern Standard Time. Conduent EDI Solutions notifies the New Hampshire Medicaid Trading Partners of outages or scheduled maintenance periods.

Currently the system maintenance window is Sunday 12:01 am – 12:00 pm Eastern Standard Time (EST). In the event of unscheduled downtime, Conduent EDI Solutions will notify the New Hampshire Medicaid Trading Partners via notifications and/or Web portal banner messages, and will resolve the outage as expeditiously as possible.

For any non-routine downtime planned for the MMIS system, a notification message will be displayed in advance on the login screen (shown below) from the MMIS web-portal to the providers



### Trading Partner Registration

All entities that send electronic transactions to Conduent EDI Solutions for processing and retrieve reports and responses must enroll as EDI Trading Partners. The completed Trading Partner enrollment application provides the Conduent New Hampshire Provider Relations Unit the information necessary to assign a Login Name, Login ID, and Trading Partner ID, which are required to send or retrieve electronic transactions. The Trading Partner enrollment application is available on the New Hampshire Medicaid Web site at

<http://nhmmis.nh.gov>. Click on Provider Enrollment in the Quick Links pod to get to the Trading Partner enrollment application. The direct URL to the provider enrollment page is: <https://nhmmis.nh.gov/portals/wps/portal/ProviderEnrollment>

## Testing Overview

All new Trading Partners before they are approved for production will use the Test NH Health Enterprise Web Portal to test. The test web site provides accurate validation of HIPAA transactions (Type 1 EDI Syntax, Type 2 HIPAA Syntax, and some Type 7 NH Trading Partner Specific). Conduent EDI Solutions requires transaction testing with all enrolling Trading Partners for NH Medicaid.

Once a Trading Partner has successfully enrolled for New Hampshire Medicaid and has communicated with a Conduent Business Analyst, the Trading Partner may begin the testing process.

## 3 Testing with the New Hampshire MMIS

Before submitting production files through Conduent EDI Solutions, the Trading Partner must submit three valid test files for each transaction type. If the Trading Partner has received a test status of “Accepted,” then the Conduent Business Analyst will contact the Trading Partner and update the Trading Partner status to production.

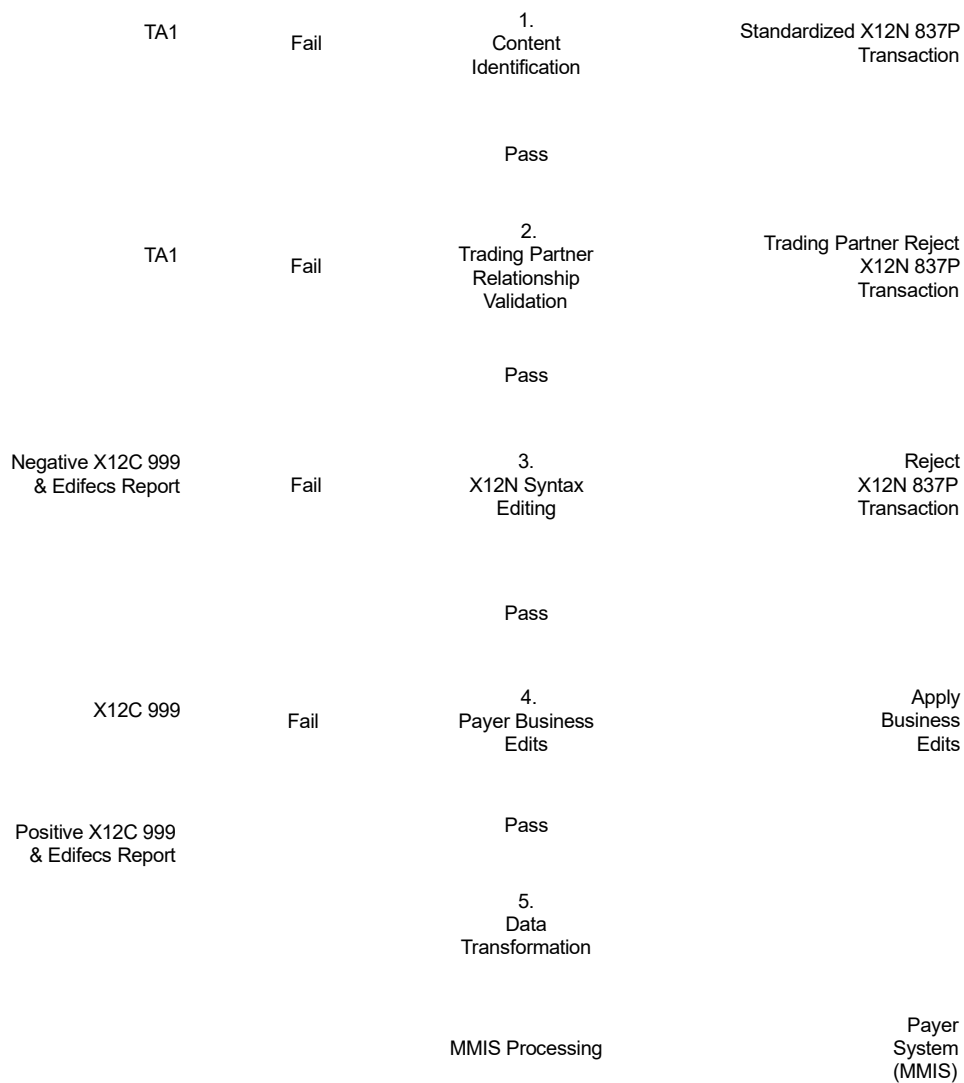
These tests verify a Trading Partner’s ability to submit a specific transaction type containing valid data in the required format. Trading Partners are encouraged to include a minimum of 10 unique transactions per test file to ensure more comprehensive testing. The NH Medicaid supported inbound transaction types are X12N 270, X12N 276, X12N 278, X12N 837P, X12N 837I, and X12N 837D. Changes to the X12N formats may require additional testing.

Should Trading Partners receive a test status of “Rejected,” then Trading Partners should download and review the X12C 999, ERROR Report. They will need to correct and resubmit their test file(s) until the file receives a status of “Accepted.” If Trading Partners require further assistance with download responses or resolving errors, please contact the assigned Conduent EDI Business Analyst by email at [NHMMISEDI@Conduent.com](mailto:NHMMISEDI@Conduent.com).

# 4 Connectivity with the New Hampshire MMIS

## Process Flows

### Editing and Validation Flow Diagram



**Legend:**

1. **Content Identification:** Data identification is attempted. If the data is corrupt or intended for another resource, an email notice will be sent to the Conduent EDI Business Analyst for review and follow-up with the submitter. If the data can be identified, it is then checked for Trading Partner Relationship Validation.
2. **Trading Partner Relationship Validation:** The Trading Partner information is validated. If the Trading Partner information is invalid, a TA1 (Interchange Acknowledgement) will be forwarded to the Conduent EDI Solutions Business Analyst center for review and follow-up with the submitter. If the Trading Partner relationship is valid, the data will be passed for X12N syntax validation.
3. **X12N Syntax Validation:** A determination will be made as to whether the data is ASC X12N. An X12C 999 (Implementation Acknowledgement) will be sent to the mailbox of the submitter. The X12C 999 contains **ACCEPT, REJECT or PARTIAL** status. If the file contained syntactical errors, the segment(s) and element(s) where the error(s) occurred will be reported in the X12C 999, and will be further detailed in the EDIFECs Report.
4. **Payer Business Edits:** If the data passes X12N syntax validation, payer business edits, such as the NPI "check digit" validation" will be performed. Any errors found will be returned in an X12C 999, with details explaining the segment(s) and element(s) where the error(s) occurred. The X12C 999 will be sent to the Mailbox System for submitter retrieval.
5. **Data Transformation:** Inbound X12N data is translated to XML format, and passed to the New Hampshire MMIS for processing.

## Transmission Administration Procedures

Enrolled New Hampshire Trading Partners will submit X12N 837 Professional transaction data to Conduent EDI Solutions for processing. Conduent validates submission of X12N format(s). The TA1 Interchange Acknowledgement reports the syntactical analysis of the interchange header and trailer. If the data (Interchange Envelope) is invalid, the file will be rejected. If the Trading Partner relationship does not exist (a missing or invalid Trading Partner ID) a TA1 will not be generated because the relationship does not exist within the NH Medicaid EDIFECs Trading Partner Management Database. An email will be sent to the Conduent EDI Business analyst for review and follow-up with the submitter.

An X12C 999 Implementation Acknowledgement is generated when a file has passed the interchange header and trailer validation. A negative X12C 999 is generated if the file contains one or more Type 1 or Type 2 EDI or HIPAA Syntax errors or Type 7 NH Trading Partner Specific errors. The segment(s) and element(s) where the error(s) occurred will be reported to the submitter in the X12C 999 response.

The EDIFECs Error Report will only be produced for Type 1 and Type 2 HIPAA Syntax errors and for Type 7 NH Trading Partner Specific errors.

If you have questions or require assistance with your TA1 or X12C 999 please contact your Conduent Fiscal Agent EDI Business Analyst at [NHMMISEDI@Conduent.com](mailto:NHMMISEDI@Conduent.com). Please include your Trading Partner ID and telephone number in your email.

# Re-Transmission Procedures

## Transmission/Production Issues

When file transmission or technical production issues occur, which could require the re-submission of files, please contact the Conduent New Hampshire Provider Relations Unit at **1 (866) 291-1674**.

Please have the following information available when calling the Conduent New Hampshire Provider Relations Unit regarding transmission and production issues.

- Trading Partner ID
- Web Portal Login Name (if using the Web Portal)
- Secure FTP ID (if using Secure FTP)

## Communication Protocol Specifications

New Hampshire Trading Partners can submit X12N files and download files such as the X12N 835, X12N 277CA, TA1, and X12C 999 via the NH Health Enterprise MMIS Web Portal and Secure FTP.


### Web Portal

The Web Portal method allows a Trading Partner to initiate the submission of a batch file for processing by Conduent EDI Solutions. A Trading Partner must be an authenticated portal user who is either an active New Hampshire Provider, or an authorized representative of the Provider. The Trading Partner accesses the Web Portal via a Web browser and is prompted for a login and password. Trading Partners may select files for upload from their PC or work environment using the “Browse” function. All 837 files submitted must meet the ASC X12N 837 standard.

**Note:** All files submitted via the Web Portal must be less than 10MB. File Name is a maximum of 80 Characters. A “space” is not allowed in the inbound file name. An “underscore” may be used in the inbound file name instead of a space.

## Web Portal Upload Procedures

1. In your Web browser, log on to the **New Hampshire MMIS Health Enterprise Portal** at <http://nhmmis.nh.gov>
2. From the **EDI** menu, select **Upload X12**.

A screenshot of a web portal interface. It shows a large, empty rectangular box with a thin black border, which is the File Information field mentioned in step 3. The box is currently blank.

3. Navigate to the file you wish to upload using the Browse button, or type the path and filename into the File Information field.

A screenshot of a web portal interface. It shows a large, empty rectangular box with a thin black border, which is the File Information field mentioned in step 3. The box is currently blank.

4. Click **Submit**. Information on the file submitted is displayed in the **Upload Completed** screen.

A screenshot of a web portal interface. It shows a large, empty rectangular box with a thin black border, which is the Upload Completed screen mentioned in step 4. The box is currently blank.

5. To retrieve the file confirmation, click on the **Message Center** button to go to your mailbox.

## Web Portal Data Retrieval Procedures


The Web Portal allows a Trading Partner to initiate file retrieval. Once logged into the Provider Secure Homepage, multiple functions such as File Retrieval are available.

### Downloading Files from the Web Portal

1. In your Web browser, log on to the **New Hampshire MMIS Health Enterprise Portal** at <http://nhmmis.nh.gov>.
2. From the **EDI** menu, select **File Retrieval Mailbox**.


A screenshot of the File Retrieval Mailbox interface, showing a search area with a radio button for X12 and a search button.

3. Select the **X12** radio button; select a file type; and if desired, enter beginning and end dates for the search.


A screenshot of the search results interface, showing a table of search results with columns for file type, creation date, and download.

4. Click the **Search** button. The **Results** view displays files matching the search criteria. From the **Results** view, click the Creation Date of the file for downloads.


**Note:** After the first time selecting the files, the **Show All** box needs to be checked to retrieve them again

A screenshot of the Show All box, which is a checkbox used to retrieve all files matching the search criteria.

5. Click **Save**, to save the file to your PC.



6. Specify a path for download, and click **Save** again.



## Secure file transfer

Secure file transfer is an appropriate alternative to the New Hampshire Web Portal for large volume Trading Partners (i.e. files in excess of 10MB each). For submitting and retrieving files via Secure file transfer, access to the Conduent DMZDMZ site (powered by MOVEit TRANSFERTRANSFER®) is available free of charge to Trading Partners. It should be noted that the tConduent DMZ site is completely separate from New Hampshire Medicaid. Trading partners may use the separate secured Web site for submission and retrieval of files, or any secured FTP product that is compatible with MOVEit TRANSFERTRANSFER. See [MOVEit-Compatible FTP Applications](#).

### Secure file transfer Setup and Support

Secure file transfer setup will usually occur during Trading Partner Enrollment. If the Trading Partner wishes to create a Secure file transfer account, or requires additional support (i.e. account becomes locked or experiences connectivity issues), the Trading Partner should contact the Conduent New Hampshire Provider Relations Unit at **1 (866) 291-1674** (toll-free) or at **(603) 223-4774** (local).

**Note:** Secure file transfer setup is separate from Trading Partner Enrollment, but still coordinated through the Conduent New Hampshire Provider Relations Unit. The Provider Relations Unit may request additional information not obtained during Trading Partner Enrollment during Secure file transfer setup.

Trading Partners set up for submission and/or retrieval of files via the Secure file transfer mechanism will receive connectivity details from the Provider Relations Unit once setup is complete. This information will include login credentials, policies concerning passwords, file retention, and basic information on site navigation.

### MOVEit TRANSFERTRANSFER

MOVEit TRANSFERTRANSFER® is a software product that manages logins, folders, and data as an Internet-exposed secured landing zone. Only secured communications protocols may be used to access the TRANSFERTRANSFER. These include HTTPS, SFTP, and FTPS. FTPS is being phased out as it is considered less secure and is more difficult to manage with firewalls. Data is stored in encrypted format while residing on the TRANSFERTRANSFER.

There are two methods for accessing MOVEit TRANSFERTRANSFER:

1. Uploading files through a secure Web site  
<https://Secureft.service.conduent.com/>
2. Sending and receiving files via a Secure file transfer client. MOVEit Freely® is a free Secure file transfer client available for download at <http://www.standardnetworks.com>.

## MOVEit-Compatible FTP Applications

### HTTPS (HTTP over SSL) Clients

#### cURL (downloads only)

- AIX; AmigaOS; BeOS; DOS; DragonFly BSD; FreeBSD; HPUX; Linux; NetBSD; NetWare; OpenBSD; OS/2; OS X; QNX; RISC OS; Solaris; SunOS; Tru64 UNIX; UNIXware; VMS; Windows

#### Internet Explorer Web Browser

- Macintosh, Windows

#### Firefox Web Browser

- any supported OS

#### MOVEit Central

Windows Vista Business Ed., 2003, XP Professional, 2000 Server

#### MOVEit Central API Java Class

- Windows Vista Business Ed., 2003, XP Professional, 2000 Server

#### MOVEit Central API Windows COM Component

- Windows Vista Business Ed., 2003, XP Professional, 2000 Server

#### MOVEit TRANSFERTRANSFER API Java Class

- any OS with Java v.1.4 or higher

#### MOVEit TRANSFERTRANSFER API Windows COM Component

- Windows Vista Business Ed., 2003, XP, 2000, NT 4.0

#### MOVEit Wizard ActiveX Plugin

- Internet Explorer Windows

#### MOVEit Wizard Java Plugin

- Firefox Linux and Windows; Mozilla Linux and Windows; Netscape Linux and Windows; Opera Linux and Windows; Safari OS X

#### MOVEit Xfer Java

- Any OS with Java v.1.4 or higher

#### MOVEit Xfer Windows

- Windows Vista Business Ed., 2003, XP, 2000, ME, 98, NT

#### Mozilla Web Browser

- any supported OS

#### Netscape Navigator Web Browser

### SSH2 SFTP and SCP2 Clients

#### Cyberduck

- OS X v.10.3 or higher

#### Cyclone Commerce Interchange

- Solaris

#### FileZilla

- Windows

#### F-Secure SSH (including SCP2)

- Solaris, UNIX, Windows

#### Fugu

- OS X v.10.3 or higher

#### IBM Ported Tools (OpenSSH)

- z/OS

#### Ipswitch WS\_FTP Pro

- Windows

#### J2SSH

- Java

#### MacSSH

- OS X v.10.3 or higher

#### Magnetk sftpdribe

- Windows

#### MOVEit Central

- Windows Vista Business Ed., 2003, XP Professional, 2000 Server

#### NET::SFTP (uses Net::SSH::Perl)

- Linux

#### OpenSSH for sftp

- MVS; OS X v.10.3 or higher; Solaris; UNIX; Windows; z/OS v.1.4 or higher

#### PuTTY PSCAP and PSFTP

- Windows, Windows NT for Alpha

#### Rbrowser

- OS X v.10.3 or higher

#### SouthRiver Technologies WebDrive

- Windows

#### SSH FileSystem (SSHFS)

- Unix (requires OpenSSH and FUSE)

#### SSH Secure Shell FTP

- Windows

<ul style="list-style-type: none"> <li>▪ Linux, Macintosh, Windows</li> </ul>	<p><b>SSH Tectia Client</b></p> <ul style="list-style-type: none"> <li>▪ AIX, HP-UX, Linux, Solaris, Windows</li> </ul>
<p><b>Opera Web Browser</b></p> <ul style="list-style-type: none"> <li>▪ any supported OS</li> </ul>	<p><b>SSH Tectia Connector</b></p> <ul style="list-style-type: none"> <li>▪ Windows</li> </ul>
<p><b>Safari Web Browser</b></p> <ul style="list-style-type: none"> <li>▪ OS X</li> </ul>	<p><b>Stairways Interarchy</b></p> <ul style="list-style-type: none"> <li>▪ OS X</li> </ul>
<p><b>AS2 and AS3 (SSL) Clients</b>  Clients that are AS2 or AS3 certified by Drummond will be compatible with MOVEit TRANSFER, including:</p>	<p><b>Transmit</b></p> <ul style="list-style-type: none"> <li>▪ OS X v.10.3 or higher</li> </ul>
<p><b>MOVEit Central</b></p> <ul style="list-style-type: none"> <li>▪ Windows Vista Business Ed., 2003, XP Professional, 2000 Server</li> </ul>	<p><b>WinSCP (in SFTP mode)</b></p> <ul style="list-style-type: none"> <li>▪ Windows</li> </ul>
<p><b>FTPS (FTP over SSL) Clients</b>  TRANSFERbTrade TDAccess</p> <ul style="list-style-type: none"> <li>▪ AIX, AS/400, HP-UX, Linux, MVS, Solaris, Windows</li> </ul>	<p><b>FTPS (FTP over SSL) Clients, Cont.</b>  MOVEit Central</p> <ul style="list-style-type: none"> <li>▪ Windows Vista Business Ed., 2003, XP Professional, 2000 Server</li> </ul>
<p><b>C-Kermit FTP</b></p> <ul style="list-style-type: none"> <li>▪ AIX, QNX, UNIX, VMS</li> </ul>	<p><b>MOVEit Freely</b></p> <ul style="list-style-type: none"> <li>▪ Windows Vista Business Ed., 2003, XP, 2000, ME, 98, NT</li> </ul>
<p><b>Cleo LexiCom</b></p> <ul style="list-style-type: none"> <li>▪ AS/400, Linux, UNIX, Windows</li> </ul>	<p><b>Netkit</b></p> <ul style="list-style-type: none"> <li>▪ Linux, Solaris, UNIX</li> </ul>
<p><b>cURL</b></p> <ul style="list-style-type: none"> <li>▪ AIX; AmigaOS; BeOS; DOS; DragonFly BSD; FreeBSD; HP-UX; Linux; NetBSD; NetWare; OpenBSD; OS/2; OS X; QNX; RISC OS; Solaris; SunOS; Tru64 UNIX; UNIXware; VMS; Windows</li> </ul>	<p><b>Rhino Voyager FTP</b></p> <ul style="list-style-type: none"> <li>▪ Windows</li> </ul>
<p><b>FileZilla</b></p> <ul style="list-style-type: none"> <li>▪ Windows</li> </ul>	<p><b>Seagull Secure file transfer Pro</b></p> <ul style="list-style-type: none"> <li>▪ Windows</li> </ul>
<p><b>GlobalSCAPE CuteFTP Pro</b></p> <ul style="list-style-type: none"> <li>▪ Windows</li> </ul>	<p><b>SmartFTP</b></p> <ul style="list-style-type: none"> <li>▪ Windows</li> </ul>
<p><b>GLUB Secure file transfer</b></p> <ul style="list-style-type: none"> <li>▪ Java</li> </ul>	<p><b>SouthRiver Technologies WebDrive</b></p> <ul style="list-style-type: none"> <li>▪ Windows</li> </ul>
<p><b>IBM z/OS Secure Sockets FTP</b></p> <ul style="list-style-type: none"> <li>▪ z/OS</li> </ul>	<p><b>Stairways Interarchy</b></p> <ul style="list-style-type: none"> <li>▪ OS X</li> </ul>
<p><b>IniCom FlashFXP (GUI v.3.0 or higher)</b></p> <ul style="list-style-type: none"> <li>▪ Windows</li> </ul>	<p><b>Sterling Commerce Connect:Direct Enterprise Command Line Client</b></p> <ul style="list-style-type: none"> <li>▪ UNIX, Windows</li> </ul>
<p><b>Ipswitch WS_FTP Pro (GUI v.7.0 or higher)</b></p> <ul style="list-style-type: none"> <li>▪ Windows</li> </ul>	<p><b>Surge SSLFTP</b></p> <ul style="list-style-type: none"> <li>▪ FreeBSD; Linux; Macintosh; Solaris; Windows</li> </ul>
<p><b>LFTP</b></p> <ul style="list-style-type: none"> <li>▪ AIX, MVS, Solaris, UNIX</li> </ul>	<p><b>TrailBlazer ZMOD</b></p> <ul style="list-style-type: none"> <li>▪ OS/400</li> </ul>
<p><b>MOVEit Buddy</b></p> <ul style="list-style-type: none"> <li>▪ Windows Vista Business Ed., 2003, XP, 2000, ME, 98, NT</li> </ul>	<p><b>Tumbleweed SecureTransport Clients</b></p> <ul style="list-style-type: none"> <li>▪ UNIX, Windows</li> </ul>
	<p><b>/n software IP*Works SSL</b>  Windows</p>

# Passwords

**Log in Credentials:** In order to receive your authorized user log in credentials all Trading Partners, regardless of submission method, must be enrolled with NH Medicaid and approved as Trading Partners on the NH Health Enterprise MMIS. Log in credentials include names/ids and passwords, that will be required for the submission of transactions to NH Medicaid.

**Trading Partner ID:** The Trading Partner ID links the Trading Partner to their transaction data and is the NH Health Enterprise MMISs internal key to accessing their Trading Partner information. Please have this number available each time you contact the Conduent New Hampshire Provider Relations Unit at **1 (866) 291-1674** or at **(603) 223-4774** (local). **The following login credentials are issued depending on the chosen communication method.**

**Web Portal User ID/Password:** This Web Portal User ID allows Trading Partners access to the New Hampshire MMIS Health Enterprise Portal for functions that include file submission and file retrieval. The Conduent New Hampshire Provider Relations Unit also uses the logon name to access Web Portal data submissions.

**Secure file transfer ID/Password:** These are the login credentials for the Conduent DMZ site. These allow FTP Trading Partners to access assigned folders for file submission or to retrieve responses. The Conduent New Hampshire Provider Relations Unit also uses this Secure file transfer ID to reference your DMZ data submissions.

# 5 Contact Information

## EDI Customer Service

The Conduent New Hampshire Provider Relations Unit is available to all New Hampshire Medicaid Trading Partners, Monday through Friday from 8:00 a.m. to 5:00 p.m., Eastern Standard Time, at the following numbers:

**Toll Free: 1 (866) 291-1674**

**Local: (603) 223-4774**

## EDI Technical Assistance

The Conduent New Hampshire Provider Relations Unit assists users with questions about electronic submissions. The Conduent New Hampshire Provider Relations Unit is available to all New Hampshire Medicaid Trading Partners, Monday through Friday from 8:00 a.m. to 5:00 p.m., Eastern Standard Time, at **1 (866) 291-1674** (toll-free) or **(603) 223-4774** (local). The Provider Relations Unit specializes in the following:

- Provides information on available services
- Creates user accounts for file submission for approved Trading Partners
- Verifies receipt of electronic transmissions
- Provides assistance to Trading Partners experiencing transmission difficulties

## Provider Services Number

The Conduent New Hampshire Provider Relations Unit is available to all New Hampshire Medicaid Trading Partners, Monday through Friday from 8:00 a.m. to 5:00 p.m., Eastern Standard Time, at **1 (866) 291-1674** (toll-free) or **(603) 223-4774** (local).

## Applicable Web site/E-mail

Please visit [www.nhmmis.nh.gov](http://www.nhmmis.nh.gov) for NH Medicaid provider and Trading Partner services information, including Trading Partner enrollment information, FAQs, manuals and related documentation.

# 6 Control Segments/ Envelopes

## ISA-IEA

Conduent EDI Solutions will read the Interchange Control Segments to validate the Interchange Envelope of each ASC X12 file received for processing. If the Interchange Envelope is invalid, the Trading Partner will receive a TA1 Interchange Acknowledgement. In the event a TA1 is generated, the TA1 will be delivered to the Trading Partner Mailbox. The ISA table provides sender and receiver codes, authorization and delimiter information.

<b>Interchange Control Header (ISA)</b>					
C.3	Envelope	ISA	01	Authorization Information Qualifier	Refer to the X12 TR3 Guide
C.4	Envelope	ISA	06	Interchange Sender ID	Trading Partner ID assigned by New Hampshire Medicaid
C.5	Envelope	ISA	08	Interchange Receiver ID	026000618
C.6	Envelope	ISA	16	Component Element Separator	Refer to the X12 TR3 Guide

## GS-GE

Conduent EDI Solutions permits Trading Partners to submit single or multiple functional groups within an X12 file. If the X12 file contains multiple functional groups, Conduent EDI will split a file containing multiple functional groups in several files for processing. As a result, the Trading Partner will receive multiple X12C 999 Implementation Acknowledgments.

<b>Functional Group Header (GS)</b>					
C.7	Envelope	GS	02	Application Sender's Code	Trading Partner ID assigned by NH Medicaid
C.7	Envelope	GS	03	Application Receiver's Code	026000618

## ST-SE

Conduent EDI Solutions will require a unique Transaction Set Control Number in the ST02. The ST02 value should match the SE02 value. Should a file contain multiple ST to SE Transaction Sets, each transaction set control number may not be duplicated within the same interchange (ISA to IEA).

<b>Transaction Set Header (ST to SE)</b>					
67	Functional Group	ST	02	Transaction Set Control Number	Refer to the X12 TR3 Guide
<b>Transaction Set Trailer (SE)</b>					
490	Functional Group	SE	02	Transaction Set Control Number	Refer to the X12 TR3 Guide

# 7 New Hampshire Medicaid Specific Business Rules and Limitations

Many of the data elements detailed in this Companion Guide reflect New Hampshire business requirements, but still meet the standard requirements in the ASC X12N Implementation Guide. Inclusion of a “business-required” data field, as defined by this Companion Guide, will aid in the delivery of a positive response from the New Hampshire Health Enterprise MMIS. For more information regarding New Hampshire specific billing requirements, consult the applicable NH Medicaid provider billing manual, which can be downloaded from the New Hampshire Medicaid Web site at: <http://nhmmis.nh.gov>

**Note on decimal/amount fields:** Even though the X12N transaction defines Amount fields as having an 18-byte maximum, there is an additional HIPAA rule that limits all decimal fields to a maximum of 10 characters, including the two implied or reported decimal places. Accordingly, for all decimal or amount fields:

- “123456789012” is not an acceptable amount, because it is greater than 10 bytes.
- “12345678.90” is acceptable because the number of digits is not greater than 10; the decimal point itself is not limited by the rule.
- However, “1234567890” is not acceptable because the X12N engine assumes that a decimal point and succeeding zeroes are implied so that the actual number being communicated is “1234567890.00”, which is greater than 10 bytes.
- The 10-byte limitation applies to all decimal or amount fields, including AMT segments, but also including any other fields that hold amounts or decimals, such as 837 SV207, CAS03, CAS06, CAS09, CAS12, CAS15, CAS18, HI01-5, HI02-5, HCP02 and HCP03, etc.

For all fields not listed in these bullets, follow the guidelines in the ASC X12N Implementation Guides (TR3), available at <http://store.x12.org/store/healthcare-5010-consolidated-guides>.

# Attachments to Electronic Claims

Paper attachments to Electronic 837I Claims are indicated in the 2300 PWK segment, the 2400 PWK segment, or both. The attachment is keyed to the related claim by means of an Attachment ID.

After attachment and claim are received, and after the Transaction Control Number (TCN) is created by the MMIS, MMIS staff will perform any research necessary to uniquely associate the claim's TCN with the attachment and claim.

The procedure for including attachments with an electronic X12N 837P claim submission is:

1. Create the Attachment ID, and include the Attachment ID in 837 PWK06 element.
  - The Attachment ID format is [Provider ID + Member ID + First DOS + Last DOS]
  - No spaces or punctuation.
  - Dates are CCYYMMDD format.
  - Billing Provider ID in all numeric format= 8765432
  - Member ID format = 98765432110
  - First DOS = CCYYMMDD 20120712
  - Last DOS = CCYYMMDD 20120712
  - Concatenated Example of Attachment ID:  
8765432987654321102012071220120712
  - For the 837I, use the date of service given in 2400 Service Line Date (DTP01 = '472'), if available. If no date of service is given in 2400 Service Line Date, then assign the most appropriate date of service known to the submitter.
  - If the claim is for a single date of service, then that date of service will be repeated to populate the "first date of service" and the "last date of service".
2. Put the Attachment ID in 837 PWK06.
3. Submit the 837 file.
4. Print the attachment cover page from the Web Portal <http://nhmmis.nh.gov/portals/wps/portal/ProviderDownloads/>, and fill it out, including the Provider ID, Member ID, First Date of Service, and Last Date of Service.
5. Mail or fax the attachment, accompanied by the cover sheet.

# 8 Acknowledgements and/or Reports

## Transmission Errors and Reports

The acceptance/rejection reports generated depend on the type of error, and the level where the error occurs. Depending on the error level, the result may be the rejection of an entire file or a single transaction.

### Transmission Errors

Transmission Errors can occur when there are errors in the ISA segment. The ISA is part of the Interchange Control. A transmission error will occur when the ISA exceeds the fixed length defined by the TR3 Guide. This will result in the file being unrecognized X12 data by the validation engine. When the file is unable to be recognized an audit report will be generated and posted to the Trading Partner mailbox. If the Trading Partner is unable to be identified in either the ISA or GS, the audit report will still generate and post to a mailbox created for the Trading Partner ID found in the inbound file. The Trading Partner should use the audit report to correct and resubmit their X12 file.

- Leading spaces before the start of the data makes the file unrecognizable. Compliance Check expects "ISA" in the first three spaces.

#### EDIFECs Audit Report

Trading Partner should use the audit report to correct and resubmit their X12 file.

Leading spaces before the start of the data makes the file unrecognizable. Compliance Check expects "ISA" in the first three spaces.

# Report Inventory

The three acceptance/rejection reports are:

- TA1 Interchange Acknowledgement
- X12C 999 Implementation Acknowledgement
- EDIFECs Error Report

## TA1 Interchange Acknowledgement Rejection Report

The ISA and GS segments contain the header and footer information within the Interchange (ISA-IEA) and Functional Group (GS-GE) envelopes. Some ISA-IEA and GS-GE problems will result in the entire submission being rejected resulting in the generation of a TA1 to be delivered to the Trading Partner mailbox. A TA1 will be delivered to the Trading Partner mailbox. If the Trading Partner relationship does not exist (a missing or invalid Trading Partner ID) a TA1 will not be generated because the relationship does not exist within the NH Medicaid Trading Partner Management Database (TPMS). An email will be sent to the Conduent EDI Unit and the EDI Business Analyst will review and contact the submitter. For additional information regarding the TA1, please refer to the ASC X12C 999 (v005010X231A1TR3) Implementation Guide.

The TA1 Interchange Acknowledgement Report may result from various sources:

- The submitted file is not recognized as an X12N file due to file corruption or data errors in the ISA-IEA or GS-GE envelopes.
- The submitted file has errors that would prevent the translation engine from uniquely identifying the file, transaction type, or submitter.
- The ISA01 contains a value other than 00 or 03.

## Interchange-Level Errors and the TA1 Rejection Report

Envelope problems that make it impossible to identify the ISA-IEA envelope will result in a TA1 Interchange Acknowledgement rejection of the entire submission.

An Example of an Interchange-Level error that will result in a TA1:

- The Header Interchange Control Number in ISA13 (“014640000”) does not match the Trailer Interchange Control Number in IEA02 (“014640001”). The interchange envelope cannot be validated when the ISA13 and IEA02 do not contain the same values.

```
ISA*00*                *00*                *ZZ*654321*ZZ*026000618
*120712*0800**^*00501*014640000*1*T*:~
GS*HC*654321*026000618*20120712*0800*19990000*X*005010X223A2~
  ST*837*1367*005010X223A2~
    BHT*0019*00*00020098*20120712*1533*CH~
```

NM1\*41\*2\*MEMORIAL MEDICAL CENT\*\*\*\*\*46\*103550~  
 PER\*IC\*DALE JAMES\*TE\*9125551212\*FX\*912551313~  
 NM1\*40\*2\*NH MEDICAID\*\*\*\*\*46\*026000618~  
 HL\*1\*\*20\*1~  
 PRV\*BI\*PXC\*193200000X~  
 NM1\*85\*2\*BILLING PROVIDER\*\*\*\*\*XX\*1104922392~  
 N3\*2010AA ADDRESS LINE 1\*2010AA ADDRESS LINE 2~  
 N4\*BILLING CITY\*NH\*033011234~  
 REF\*EI\*264646464~  
 PER\*IC\*CONTACTNAME\*TE\*3055551212\*EX\*2012\*FX\*3055551313~  
 HL\*2\*1\*22\*0~  
 SBR\*P\*18\*\*\*\*\*MC~  
 NM1\*IL\*1\*SMITH\*JOHN\*T\*\*\*MI\*11002225879~  
 N3\*1111 TRAIL PLACE\*APT 9S~  
 N4\*SAVANNAH\*NH\*314011548~  
 DMG\*D8\*19530531\*M~  
 NM1\*PR\*2\*NH MEDICAID\*\*\*\*\*PI\*026000618~  
 N3\*PO BOX 5000~  
 N4\*MCRAE\*NH\*310555000~  
 CLM\*0630700323\*778.18\*\*\*11:A:1\*Y\*\*Y\*Y\*\*\*\*\*Y~  
 DTP\*096\*TM\*1300~  
 DTP\*434\*RD8\*20120712-20120712~  
 DTP\*435\*DT\*201207120000~  
 CL1\*3\*1\*01~  
 PWK\*05\*AA\*\*\*AC\*8265432987654321102012071220120712~  
 REF\*9C\*00008033591000001000001~  
 REF\*G1\*62362623~  
 REF\*EA\*00411733~  
 NTE\*ADD\*MEDICAIDGBHC~  
 HI\*BK:7810~  
 HI\*BJ:7810~  
 HI\*BF:3441\*BF:4019\*BF:07070\*BF:0549~  
 HI\*BH:11:D8:20120712\*BH:A1:D8:19530531~  
 NM1\*71\*1\*ATTENDING\*PROVIDER\*X\*\*\*XX\*1104922392~  
 LX\*1~  
 SV2\*0250\*\*547.55\*UN\*25~  
 DTP\*472\*RD8\*20120712-20120712~  
 LX\*2~  
 SV2\*0258\*\*100.8\*UN\*2~  
 DTP\*472\*RD8\*20120712-20120712~  
 LX\*3~  
 SV2\*0730\*HC:93005\*129.83\*UN\*1~  
 DTP\*472\*RD8\*20120712-20120712~  
 NM1\*72\*1\*2420BLASTNAME\*2420BFIRSTNAME\*\*\*xx\*123456789~  
 NM1\*DN\*1\*2420CLASTNAME\*2420CFIRSTNAME\*\*\*xx\*123456789~  
 SVD\*1234\*129.83\*HC:00100:22:23\*0001\*12~  
 DTP\*573\*D8\*20120712~  
 SE\*50\*1367~  
 GE\*1\*19990000~  
 IEA\*1\*014640001~

## Functional Group Level Errors and the TA1 Rejection Report

When the ISA-IEA and GS-GE envelopes are identifiable but the Trading Partner is not authorized for the transaction, the entire submission is rejected with a TA1.

*Example of a Functional-Group-Level error that will result in a TA1 rejection:*

- If an invalid Receiver ID is transmitted in the GS.

```
ISA*00*                *00*                *ZZ*654321                *ZZ*026000618
*120712*0800*^*00501*014640000*1*P*::~~
  GS*HC*654321*02600068*20120712*0800*19990000*X*005010X223A2~
  ST*837*1367*005010X223A2~
    BHT*0019*00*00020098*20120712*1533*CH~
    NM1*41*2*MEMORIAL MEDICAL CENT*****46*103550~
    PER*IC*DALE JAMES*TE*91255512124*FX*9125551313~
    NM1*40*2*NH MEDICAID*****46*026000618~
    HL*1**20*1~
    PRV*BI*PXC*193200000X~
    NM1*85*2*BILLING PROVIDER*****XX*1104922392~
    N3*2010AA ADDRESS LINE 1*2010AA ADDRESS LINE 2~
    N4*BILLING CITY*NH*033011234~
    REF*EI*264646464~
    PER*IC*CONTACTNAME*TE*3055551212*EX*2012*FX*3055551313~
    HL*2*1*22*0~
    SBR*P*18*****MC~
    NM1*IL*1*SMITH*JOHN*T***MI*11002225879~
    N3*1111 TRAIL PLACE*APT 9S~
    N4*SAVANNAH*NH*314011548~
    DMG*D8*19530531*M~
    NM1*PR*2*NH MEDICAID*****PI*026000618~
    N3*PO BOX 5000~
    N4*MCRAE*NH*310555000~
    CLM*0630700323*778.18***11:A:1*Y**Y*Y*****Y~
    DTP*096*TM*1300~
    DTP*434*RD8*20120712-20120712~
    DTP*435*DT*201207120000~
    CL1*3*1*01~
    PWK*05*AA***AC*8265432987654321102012071220120712~
    REF*9C*00008033591000001000001~
    REF*G1*62362623~
    REF*EA*00411733~
    NTE*ADD*MEDICAIDGBHC~
    HI*BK:7810~
    HI*BJ:7810~
    HI*BF:3441*BF:4019*BF:07070*BF:0549~
    HI*BH:11:D8:20120712*BH:A1:D8:19530531~
    NM1*71*1*ATTENDING*PROVIDER*X***XX*1104922392~
    LX*1~
    SV2*0250**547.55*UN*25~
    DTP*472*RD8*20120712-20120712~
    LX*2~
    SV2*0258**100.8*UN*2~
    DTP*472*RD8*20120712-20120712~
    LX*3~
    SV2*0730*HC:93005*129.83*UN*1~
    DTP*472*RD8*20120712-20120712~
    NM1*72*1*2420BLASTNAME*2420BFIRSTNAME***XX*1123401478~
    NM1*73*1*2420CLASTNAME*2420CFIRSTNAME***XX*1238560147~
    SVD*1234*129.83*HC:00100:22:23*0001*12~
```

DTP\*573\*D8\*20120712~  
SE\*50\*1367~  
GE\*1\*19990000~  
IEA\*1\*014640000~

## X12C 999 Implementation Acknowledgment

If the file, envelope, and submitter are recognized, the file is passed through Compliance Check to determine the syntactical validity of the X12N submission. An X12C 999 Implementation Acknowledgment is generated for all files that receive an accepted TA1. If errors are found, a rejected or partial X12C 999 will be generated. If errors are not found, an X12C 999 will be generated with an accepted acknowledgment. If the Trading Partner receives a rejected or partial X12C 999, the Trading Partner will review, correct and resubmit. For additional information regarding the X12C 999, please refer to the ASC X12C 999 (v005010X231A1TR3) Implementation Guide. If the Trading Partner requires additional assistance with the X12C 999, please contact the Provider Relations Unit.

## Interchange Level Errors and the X12C 999 Implementation Acknowledgement

If the Interchange Header is recognizable and all elements are the proper length, but the header contains syntactically invalid data, such as invalid qualifiers or data relationships, an X12C 999 will be generated.

*Example of an Interchange-Level error that will result in an X12C 999:*

- “K” is technically a valid repetition separator. An accepted TA1 will be produced. However, if “K” is used anywhere in the file, it will be classified as a repetition separator and it will fail as a syntax error on the X12C 999. EDI recommends using a caret (^) as the repetition separator.

```
ISA*00*                *00*                *XX*654321                *ZZ*026000618
*120712*0800^K*00501*014640000*1*T*:~
GS*HC*654321*026000618*20120712*0800*19990000*X*005010X223A2~
ST*837*1367*005010X223A2~
  BHT*0019*00*00020098*20120712*1533*CH~
  NM1*41*2*MEMORIAL MEDICAL CENT*****46*103550~
  PER*IC*SKOTT JAMES*TE*9125551212*FX*9125551313~
  NM1*40*2*NH MEDICAID*****46*026000618~
  HL*1**20*1~
  PRV*BI*PXC*193200000X~
  NM1*85*2*BILLING PROVIDER*****ZZ*1104922392~
  N3*2010AA ADDRESS LINE 1*2010AA ADDRESS LINE 2~
  N4*BILLING CITY*NH*033011234~
  REF*EI*264646464~
  PER*IC*CONTACTNAME*TE*3055551212*EX*2012*FX*3055551313~
  HL*2*1*22*0~
  SBR*P*18*****MC~
  NM1*IL*1*SMITH*JOHN*T***MI*11002225879~
  N3*1111 TRAIL PLACE*APT 9S~
  N4*SAVANNAH*NH*314011548~
  DMG*D8*19530531*M~
  NM1*PR*2*NH MEDICAID*****PI*026000618~
  N3*PO BOX 5000~
  N4*MCRAE*NH*310555000~
```

```

CLM*0630700323*778.18***11:A:1*Y**Y*Y*****Y~
DTP*096*TM*1300~
DTP*434*RD8*20120703-20120708~
DTP*435*DT*201207070000~
CL1*3*1*01~
PWK*05*AA***AC*8265432987654321102012071220120712~
REF*9C*00008033591000001000001~
REF*G1*62362623~
REF*EA*00411733~
NTE*ADD*MEDICAIDGBHC~
HI*EK:7810~
HI*BJ:7810~
HI*BF:3441*BF:4019*BF:07070*BF:0549~
HI*BH:11:D8:20120707*BH:A1:D8:19530531~
NM1*71*1*ATTENDING*PROVIDER*X***XX*1104922392~
LX*1~
SV2*0250**547.55*UN*25~
DTP*472*RD8*20120707-20120707~
LX*2~
SV2*0258**100.8*UN*2~
DTP*472*RD8*20120707-20120707~
LX*3~
SV2*0730*HC:93005*129.83*UN*1~
DTP*472*RD8*20120703-20120703~
NM1*72*1*2420BLASTNAME*2420BFIRSTNAME***XX*1123401478~
NM1*73*1*2420CLASTNAME*2420CFIRSTNAME***XX*1238560147~
SVD*1234*129.83*HC:00100:22:23*0001*12~
DTP*573*D8*20120703~
SE*50*1367~
GE*1*19990000~
IEA*1*014640000~

```

## Functional Group Level Errors and the X12C 999 Implementation Acknowledgement

When the GS and GE segments are identifiable and the Trading Partner is authorized for the transaction, but a syntactical error is identified in the GS or GE segments, the entire functional group (from GS to GE) is rejected with an X12C 999.

*Example of Functional Group Level Error that will result in an X12C 999:*

- The transaction was built with incorrect Total Number of transaction sets at the Functional Group Trailer. GE01 should be 2 because the Functional Group contains two ST to SE transaction sets.

```

ISA*00*          *00*          *ZZ*654321          *ZZ*026000618
*120712*0800*^*00501*014640000*1*T*:~
  GS*HC*654321*026000618*20120712*0800*19990000*X*005010X223A2~
  ST*837*0001*005010X223A2~
    BHT*0019*00*00020098*20120712*1533*CH~
    NM1*41*2*MEMORIAL MEDICAL CENT*****46*103550~
    PER*IC*DALE JAMES*TE*9125551212*FX*9125551313~
    NM1*40*2*NH MEDICAID*****46*026000618~
    HL*1**20*1~
    PRV*BI*PXC*193200000X~
    NM1*85*2*BILLING PROVIDER*****XX*1104922392~
    N3*2010AA ADDRESS LINE 1*2010AA ADDRESS LINE 2~
    N4*BILLING CITY*NH*033011234~

```

REF\*EI\*264646464~  
 PER\*IC\*CONTACTNAME\*TE\*3055551212\*EX\*2012\*FX\*3055551313~  
 HL\*2\*1\*22\*0~  
 SBR\*P\*18\*\*\*\*\*MC~  
 NM1\*IL\*1\*SMITH\*JOHN\*T\*\*\*MI\*11002225879~  
 N3\*1111 TRAIL PLACE\*APT 9S~  
 N4\*SAVANNAH\*NH\*314011548~  
 DMG\*D8\*19530531\*M~  
 NM1\*PR\*2\*NH MEDICAID\*\*\*\*\*PI\*026000618~  
 N3\*PO BOX 5000~  
 N4\*MCRAE\*NH\*310555000~  
 CLM\*0630700323\*778.18\*\*\*11:A:1\*Y\*\*Y\*Y\*\*\*\*\*Y~  
 DTP\*096\*TM\*1300~  
 DTP\*434\*RD8\*20120703-20120708~  
 DTP\*435\*DT\*201207070000~  
 CL1\*3\*1\*01~  
 PWK\*05\*AA\*\*\*AC\*8265432110022258792012071220120712~  
 REF\*9C\*00008033591000001000001~  
 REF\*G1\*62362623~  
 REF\*EA\*00411733~  
 NTE\*ADD\*MEDICAIDGBHC~  
 HI\*BK:7810~  
 HI\*BJ:7810~  
 HI\*BF:3441\*BF:4019\*BF:07070\*BF:0549~  
 HI\*BH:11:D8:20120707\*BH:A1:D8:19530531~  
 NM1\*71\*1\*ATTENDING\*PROVIDER\*X\*\*\*XX\*1104922392~  
 LX\*1~  
 SV2\*0250\*\*547.55\*UN\*25~  
 DTP\*472\*RD8\*20120707-20120707~  
 LX\*2~  
 SV2\*0258\*\*100.8\*UN\*2~  
 DTP\*472\*RD8\*20120707-20120707~  
 LX\*3~  
 SV2\*0730\*HC:93005\*129.83\*UN\*1~  
 DTP\*472\*RD8\*20120703-20120703~  
 NM1\*72\*1\*2420BLASTNAME\*2420BFIRSTNAME\*\*\*XX\*1123401478~  
 NM1\*73\*1\*2420CLASTNAME\*2420CFIRSTNAME\*\*\*XX\*1123856014~  
 SVD\*1234\*129.83\*HC:00100:22:23\*0001\*12~  
 DTP\*573\*D8\*20120703~  
**SE\*50\*0001~**  
**ST\*837\*0002\*005010X223A2~**  
 BHT\*0019\*00\*00020098\*20120712\*1533\*CH~  
 NM1\*41\*2\*MEMORIAL MEDICAL CENT\*\*\*\*\*46\*103550~  
 PER\*IC\*DALE JAMES\*TE\*9125551212\*FX\*9125551313~  
 NM1\*40\*2\*NH MEDICAID\*\*\*\*\*46\*026000618~  
 HL\*1\*\*20\*1~  
 PRV\*BI\*PXC\*193200000X~  
 NM1\*85\*2\*BILLING PROVIDER\*\*\*\*\*XX\*1104922392~  
 N3\*2010AA ADDRESS LINE 1\*2010AA ADDRESS LINE 2~  
 N4\*BILLING CITY\*NH\*033011234~  
 REF\*EI\*264646464~  
 PER\*IC\*CONTACTNAME\*TE\*3055551212\*EX\*2012\*FX\*3055551212~  
 HL\*2\*1\*22\*0~  
 SBR\*P\*18\*\*\*\*\*MC~  
 NM1\*IL\*1\*SMITH\*JOHN\*T\*\*\*MI\*11002225879~  
 N3\*1111 TRAIL PLACE\*APT 9S~  
 N4\*SAVANNAH\*NH\*314011548~  
 DMG\*D8\*19530531\*M~  
 NM1\*PR\*2\*NH MEDICAID\*\*\*\*\*PI\*026000618~  
 N3\*PO BOX 5000~  
 N4\*MCRAE\*NH\*310555000~  
 CLM\*0630700323\*778.18\*\*\*11:A:1\*Y\*\*Y\*Y\*\*\*\*\*Y~  
 DTP\*096\*TM\*1300~  
 DTP\*434\*RD8\*20120703-20120708~

```

DTP*435*DT*201207070000~
CL1*3*1*01~
PWK*05*AA***AC*8265432110022258792012071220120712~
REF*9C*00008033591000001000001~
REF*G1*62362623~
REF*EA*00411733~
NTE*ADD*MEDICAIDGBHC~
HI*BK:7810~
HI*BJ:7810~
HI*BF:3441*BF:4019*BF:07070*BF:0549~
HI*BH:11:D8:20120707*BH:A1:D8:19530531~
NM1*71*1*ATTENDING*PROVIDER*X***XX*1104922392~
LX*1~
SV2*0250**547.55*UN*25~
DTP*472*RD8*20120707-20120707~
LX*2~
SV2*0258**100.8*UN*2~
DTP*472*RD8*20120707-20120707~
LX*3~
SV2*0730*HC:93005*129.83*UN*1~
DTP*472*RD8*20120703-20120703~
NM1*72*1*2420BLASTNAME*2420BFIRSTNAME***XX*1123401478~
NM1*73*1*2420CLASTNAME*2420CFIRSTNAME***XX*1123856014~
SVD*1234*129.83*HC:00100:22:23*0001*12~
DTP*573*D8*20120703~
SE*50*0002~
GE*1*19990000~
IEA*1*014640000~

```

## Transaction Set Level Errors and the X12C 999

If an error is identified within the Submitter, Receiver, or Provider loops, the entire Transaction Set (ST and SE segments and all segments in between) is rejected with an X12C 999. However, if the functional group consists of additional transactions without errors, the other transactions will be processed.

Example of a Transaction Set Level Error:

- The following example contains an invalid Payer ID of 77101. The Payer ID for New Hampshire Medicaid is 026000618.

```

ISA*00*          *00*          *ZZ*654321          *ZZ*026000618
*120712*0800*^*00501*014640000*1*T*:~
  GS*HC*654321*026000618*20120712*0800*19990000*X*005010X223A2~
    ST*837*1367*005010X223A2~
      BHT*0019*00*00020098*20120712*1533*CH~
      NM1*41*2*MEMORIAL MEDICAL CENT*****46*103550~
      PER*IC*DALE JAMES*TE*9125551212*FX*9125551313~
      NM1*40*2*NH MEDICAID*****46*77101~
      HL*1**20*1~
      PRV*BI*PXC*193200000X~
      NM1*85*2*BILLING PROVIDER*****ZZ*1104922392~
      N3*2010AA ADRESS LINE 1*2010AA ADDRESS LINE 2~
      N4*BILLING CITY*NH*033011234~
      REF*EI*264646464~
      PER*IC*CONTACTNAME*TE*3055551212*EX*2012*FX*3055551313~
      HL*2*1*22*0~
      SBR*P*18*****MC~
      NM1*IL*1*SMITH*JOHN*T***MI*11002225879~

```

N3\*1111 TRAIL PLACE\*APT 9S~  
 N4\*SAVANNAH\*NH\*314011548~  
 DMG\*D8\*19530531\*M~  
 NM1\*PR\*2\*NH MEDICAID\*\*\*\*\*PI\*026000618~  
 N3\*PO BOX 5000~  
 N4\*MCRAE\*NH\*310555000~  
 CLM\*0630700323\*778.18\*\*\*11:A:1\*Y\*\*Y\*Y\*\*\*\*\*Y~  
 DTP\*096\*TM\*1300~  
 DTP\*434\*RD8\*20120703-20120708~  
 DTP\*435\*DT\*201207070000~  
 CL1\*3\*1\*01~  
 PWK\*05\*AA\*\*\*AC\*8265432110022258792012071220120712~  
 REF\*9C\*00008033591000001000001~  
 REF\*G1\*62362623~  
 REF\*EA\*00411733~  
 NTE\*ADD\*MEDICAIDGBHC~  
 HI\*BK:7810~  
 HI\*BJ:7810~  
 HI\*BF:3441\*BF:4019\*BF:07070\*BF:0549~  
 HI\*BH:11:D8:20120707\*BH:A1:D8:19530531~  
 NM1\*71\*1\*ATTENDING\*PROVIDER\*X\*\*\*XX\*1104922392~  
 LX\*1~  
 SV2\*0250\*\*547.55\*UN\*25~  
 DTP\*472\*RD8\*20120707-20120707~  
 LX\*2~  
 SV2\*0258\*\*100.8\*UN\*2~  
 DTP\*472\*RD8\*20120707-20120707~  
 LX\*3~  
 SV2\*0730\*HC:93005\*129.83\*UN\*1~  
 DTP\*472\*RD8\*20120703-20120703~  
 NM1\*72\*1\*2420BLASTNAME\*2420BFIRSTNAME\*\*\*XX\*1123401478~  
 NM1\*73\*1\*2420CLASTNAME\*2420CFIRSTNAME\*\*\*XX\*1123856014~  
 SVD\*1234\*129.83\*HC:00100:22:23\*0001\*12~  
 DTP\*573\*D8\*20120703~  
 SE\*50\*1367~  
 GE\*1\*19990000~  
 IEA\*1\*01464000~

## Claim-Level Errors and the X12C 999

In a case where header, submitter, receiver, provider, and subscriber loops are all valid, but an error occurs in a single claim, only the claim containing the error is rejected.

Example of a Claim-Level Error:

- In the following example, the Segment ID “REN” is not a valid X12N 837 segment. The highlighted claim (CLM and subsidiary segments) would be rejected with an X12C 999. The claim above it would be passed on for processing.

```

ISA*00*                *00*                *ZZ*654321                *ZZ*026000618
*120712*0800*^*00501*014640000*1*T*:~
  GS*HC*654321*026000618*20120712*0800*19990000*X*005010X223A2~
    ST*837*0001*005010X223A2
      BHT*0019*00*00020098*20120712*1533*CH~
      NM1*41*2*MEMORIAL MEDICAL CENT*****46*103550~
      PER*IC*DALE JAMES*TE*9125551212*FX*9125551313~
      NM1*40*2*NH MEDICAID*****46*026000618~
      HL*1**20*1~
      PRV*BI*PXC*193200000X~
      NM1*85*2*BILLING PROVIDER*****XX*1104922392~
  
```

N3\*2010AA ADDRESS LINE 1\*2010AA ADDRESS LINE 2~  
 N4\*BILLING CITY\*NH\*033011234~  
 REF\*EI\*264646464~  
 PER\*IC\*CONTACTNAME\*TE\*3055551212\*EX\*2012\*FX\*3055551212~  
 HL\*2\*1\*22\*0~  
 SBR\*P\*18\*\*\*\*\*MC~  
 NM1\*IL\*1\*SMITH\*JOHN\*T\*\*\*MI\*11002225879~  
 N3\*1111 TRAIL PLACE\*APT 9S~  
 N4\*SAVANNAH\*NH\*314011548~  
 DMG\*D8\*19530531\*M~  
 NM1\*PR\*2\*NH MEDICAID\*\*\*\*\*PI\*026000618~  
 N3\*PO BOX 5000~  
 N4\*MCRAE\*NH\*310555000~  
 CLM\*0630700323\*778.18\*\*\*11:A:1\*Y\*\*Y\*Y\*\*\*\*\*Y~  
 DTP\*096\*TM\*1300~  
 DTP\*434\*RD8\*20120703-20120708~  
 DTP\*435\*DT\*201207070000~  
 CL1\*3\*1\*01~  
 PWK\*05\*AA\*\*\*AC\*8265432110022258792012071220120712~  
 REF\*9C\*00008033591000001000001~  
 REF\*G1\*62362623~  
 REF\*EA\*00411733~  
 NTE\*ADD\*MEDICAIDGBHC~  
 HI\*BK:7810~  
 HI\*BJ:7810~  
 HI\*BF:3441\*BF:4019\*BF:07070\*BF:0549~  
 HI\*BH:11:D8:20120707\*BH:A1:D8:19530531~  
 NM1\*71\*1\*ATTENDING\*PROVIDER\*X\*\*\*XX\*1104922392~  
 LX\*1~  
 SV2\*0250\*\*547.55\*UN\*25~  
 DTP\*472\*RD8\*20120707-20120707~  
 LX\*2~  
 SV2\*0258\*\*100.8\*UN\*2~  
 DTP\*472\*RD8\*20120707-20120707~  
 LX\*3~  
 SV2\*0730\*HC:93005\*129.83\*UN\*1~  
 DTP\*472\*RD8\*20120703-20120703~  
 NM1\*72\*1\*2420BLASTNAME\*2420BFIRSTNAME\*\*\*XX\*1123401478~  
 NM1\*73\*1\*2420CLASTNAME\*2420CFIRSTNAME\*\*\*XX\*1123856014~  
 SVD\*1234\*129.83\*HC:00100:22:23\*0001\*12~  
 DTP\*573\*D8\*20120703~  
 SE\*50\*0001  
 ST\*837\*0002\*005010X223A2~  
 BHT\*0019\*00\*00020098\*20120712\*1533\*CH~  
 NM1\*41\*2\*MEMORIAL MEDICAL CENT\*\*\*\*\*46\*103550~  
 PER\*IC\*DALE JAMES\*TE\*9125551212\*FX\*9125551313~  
 NM1\*40\*2\*NH MEDICAID\*\*\*\*\*46\*026000618~  
 HL\*1\*\*20\*1~  
 PRV\*BI\*PXC\*193200000X~  
 NM1\*85\*2\*BILLING PROVIDER\*\*\*\*\*ZZ\*1104922392~  
 N3\*2010AA ADDRESS LINE 1\*2010AA ADDRESS LINE 2~  
 N4\*BILLING CITY\*NH\*033011234~  
 REF\*EI\*264646464~  
 PER\*IC\*CONTACTNAME\*TE\*3055551212\*EX\*2012\*FX\*3055551313~  
 HL\*2\*1\*22\*0~  
 SBR\*P\*18\*\*\*\*\*MC~  
 NM1\*IL\*1\*SMITH\*JOHN\*T\*\*\*MI\*11002225879~  
 N3\*1111 TRAIL PLACE\*APT 9S~  
 N4\*SAVANNAH\*NH\*314011548~  
 DMG\*D8\*19530531\*M~  
 NM1\*PR\*2\*NH MEDICAID\*\*\*\*\*PI\*026000618~  
 N3\*PO BOX 5000~  
 N4\*MCRAE\*NH\*310555000~  
 CLM\*0630700322\*778.18\*\*\*11:A:1\*Y\*\*Y\*Y\*\*\*\*\*Y~

```

DTP*096*TM*1300~
DTP*434*RD8*20120703~20120708~
DTP*435*DT*201207070000~
CL1*3*1*01~
PWK*05*AA***AC*826543211002225879201207122012071~
REF*9C*00008033591000001000001~
REN*G1*62362623~
REF*EA*00411733~
NTE*ADD*MEDICAIDGBHC~
HI*BK:7810~
HI*BJ:7810~
HI*BF:3441*BF:4019*BF:07070*BF:0549~
HI*BH:11:D8:20120707*BH:A1:D8:19530531~
NM1*71*1*ATTENDING*PROVIDER*X***XX*1104922392~
LX*1~
SV2*0250**547.55*UN*25~
DTP*472*RD8*20120704~20120707~
LX*2~
SV2*0258**100.8*UN*2~
DTP*472*RD8*20120704~20120707~
LX*3~
SV2*0730*HC:93005*129.83*UN*1~
DTP*472*RD8*20120701~20120703~
NM1*72*1*2420BLASTNAME*2420BFIRSTNAME***XX*1123401478~
NM1*73*1*2420CLASTNAME*2420CFIRSTNAME***XX*1123856014~
SVD*1234*129.83*HC:00100:22:23*0001*12~
DTP*573*D8*20120703~

```

```
SE*50*0002~
```

```
GE*2*19990000~
```

```
IEA*1*014640000~
```

## EDIFECs Error Report

Every X12N transaction that does not receive a TA1 or X12C 999 transaction rejection will pass through the EDIFECs Compliance Check engine. EDIFECs generates a full report of all Loops, Segments, Elements, along with the data contained within them, and explanations of the errors, if any. This report is especially useful in troubleshooting errors when it is combined with the X12C 999. The EDIFECs reports will be available to Trading Partners in their mailbox.

Below is an abbreviated sample Error Report that shows the level of detail contained in the EDIFECs Error Report. Note that the invalid data is shown in **bold type**, and the full explanation of the error is given in the "Error Message" column.

**Error Report**

Submitted: Sunday, August 26, 2012 11:36:50 (Eastern I Daylight Time)

Guideline: Spec7.ecs

Data File: I:\CustomerImplementation\New Hampshire\Test Data\837\12s only\837I – Test

This report shows the results of a submitted data file validated against a guideline. If there are errors, you must fix the application that created the data file and then generate and submit a new data file.

**Summary Report**

**Total Errors: 6**

**Total Warnings: 0**

**Total Information: 0**

Error Count by WEDI SNIP Type		
SNIP Type	SNIP Name	Counts
0	System	0
1	EDI Syntax	1 Errors 0 Warnings 0 Information
2	HIPAA Syntax	5 Errors 0 Warnings 0 Information

# Error ID	Error Message	Error Data	SNIP Type	Severity	Guideline Properties
1 24	0x8100 Element ISA07 (Interchange ID Qualifier) does not contain a valid identification code: 'PP' is not allowed. Segment ISA is defined in the guideline at position N/A.  This error was detected at: Segment Count: 1 Element Count: 7 Characters: 51 through 53  An invalid code value was encountered.	ISA*00* *00* *ZZ*999 99999 *PP *026000618 *101201*1107*^* 00501*01291219 6*0*T*	2 – HIPAA Syntax	Normal	Element: ISA07 Name: Interchange ID Qualifier ID: I05 Standard: Mandatory Option: Type: ID Min Length: 2 Max Length: 2 User Option: Required
2 24	0x8100 Element NM108 (Identification Code Qualifier) does not contain a valid identification code: 'XY' is not allowed. Segment NM1 is defined in the guideline at position 015.	NM1*85*1*BILLI NG*PROVIDER* X***XY *1104922392	2 – HIPAA Syntax	Normal	Element: NM108 Name: Identification Code Qualifier ID: 66 Standard: Conditional Option: Type: ID Min Length: 1

# Error ID	Error Message	Error Data	SNIP Type	Severity	Guideline Properties
	<p>This error was detected at:</p> <p>Segment Count: 11 Element Count: 8 Characters: 443 through 445</p> <p>An invalid code value was encountered.</p>				<p>Max Length: 2 User Option: Required</p>
3 0x8100 3C	<p>Element DMG02 (Date Time Period) contains a lexical format rule – the data in this element did not match the rule. The lexical format pattern specified in the guideline is CCYYMMDD. Segment DMG is defined in the guideline at position 032.</p> <p>This error was detected at:</p> <p>Segment Count: 26 Element Count: 2 Characters: 893 through 902</p> <p>A lexical format mismatch occurred.</p>	DMG*D8* <b>200601271 *M</b>	2 – HIPAA Syntax	Normal	<p>Element: DMG02 Name: Date Time Period ID: 1251 Standard: Conditional Option: Type: AN Min Length: 1 Max Length: 35 User Option: Required</p>
4 0x3939 3D2	<p>Value of element N403 is incorrect. It should be formatted as 5 or 9 digits for US Zip Code. Segment N4 is defined in the guideline at position 030.</p> <p>This error was detected at:</p> <p>Segment Count: 29 Element Count: 3 Character: 970 through 982</p> <p>ZIP Code is invalid in Payer City/State/ZIP Code.</p>	N4*MC RAE*NH* <b>31055000000</b>	2 – HIPAA Syntax	Normal	<p>Element: N403 Name: Postal Code ID: 116 Standard: Optional Option: Type: ID Min Length: 3 Max Length: 15 User Option: Required</p>
5 0x8100 24	<p>Element REF01 (Reference Identification Qualifier) does not contain a valid identification code: 'XX' is not allowed. Segment REF is defined in the guideline at position 271.</p> <p>This error was detected</p>	REF* <b>XX</b> *99999999	2 – HIPAA Syntax	Normal	<p>Element: REF01 Name: Reference Identification Qualifier ID: 128 Standard: Mandatory Option: Type: ID Min Length: 2</p>

# Error ID	Error Message	Error Data	SNIP Type	Severity	Guideline Properties
	<p>at:  Segment Count: 39  Element Count: 1  Characters: 1256  through 1258</p> <p>An invalid code value was encountered.</p>				Max Length: 3 User Option: Required
6 0x8100 05	<p>Element SE02 (Transaction Set Control Number) has a value of '1001'. The expected value was '10011'. Segment SE is defined in the guideline at position 555.</p> <p>This error was detected at:  Segment Count: 87  Element Count: 2  Characters: 2238  through 2242</p> <p>The values are not equal.</p>	SE*85* <b>1001</b>	1 – EDI Syntax	Normal	Element: SE02 Name: Transaction Set Control Number ID: 329 Standard: Mandatory Option: Type: AN Min Length: 4 Max Length: 9 User Option: Required

## 9 Trading Partner Agreements

Prior to engaging in EDI with the New Hampshire MMIS Enterprise, prospective Trading Partners must complete a Trading Partner enrollment package, which includes a Trading Partner Signature Agreement Form that requires an original signature. Please follow all enrollment instructions and mail the signed Trading Partner Agreement Form to the Conduent NH Medicaid Fiscal Agent, along with any other required documents to complete the enrollment application process.

Please find all New Hampshire Provider/Trading Partner Enrollment information at: <https://nhmmis.nh.gov/portals/wps/portal/ProviderEnrollment>

The mailing address is:

Conduent Provider Relations Unit  
P. O. Box 2059  
Concord, NH 03302-2059

## Trading Partners

In simple terms, an EDI Trading Partner is defined as any provider or agent acting on behalf of a provider that transmits electronic transaction data to or receives electronic transaction data from a health plan.

There are two different types of Trading Partners for the New Hampshire Medicaid:

First, there are Vendors, Billing Agents, Clearinghouses and Switch Vendors who engage in Electronic Data Interchange (EDI) which may include claims and eligibility inquiries on behalf of enrolled NH Medicaid providers. These Trading Partners are not enrolled providers, their only interaction with the MMIS is to submit and retrieve electronic data files.

Second, there are providers re-enrolling under the Medicaid Program who use their own software programs to engage in Electronic Data Interchange (EDI) with the New Hampshire Medicaid. Some providers may use the MMIS online file upload and retrieval features via the New Hampshire MMIS Health Enterprise Portal.

# 10 Transaction Specific Information

This section contains data clarifications, including New Hampshire-specific data requirements. For additional guidance on the use of business rules, please see [Section 7 New Hampshire Medicaid Specific Business Rules and Limitations](#).

## ASC X12N 837I Health Care Claim: Institutional

<b>Interchange Control Header (ISA)</b>					
C.4	N/A	ISA	05	Interchange ID Qualifier	ZZ
C.4	N/A	ISA	07	Interchange ID Qualifier	ZZ
<b>Beginning of Hierarchical Transaction (BHT)</b>					
69	N/A	BHT	06	Claim Identifier	CH
<b>1000A Submitter Name (NM1)</b>					
72	1000A	NM1	09	Submitter Identifier	Trading Partner ID assigned by New Hampshire Medicaid
<b>1000B Receiver Name (NM1)</b>					
77	1000B	NM1	03	Receiver Name	New Hampshire Medicaid
77	1000B	NM1	09	Receiver Primary Identifier	026000618
<b>2000B Subscriber Information (SBR)</b>					
109	2000B	SBR	01	Payer Responsibility Sequence Number Code	A,B,C,D,E,F,G,H,P,S,T NOTE: U is currently not accepted by the adjudication engine
110	2000B	SBR	09	Claim Filing Indicator Code	MC, other values from the X12 TR3 guide are not to be used in this element

<b>2010BA Subscriber Name (NM1)</b>					
114	2010BA	NM1	09	Subscriber Primary Identifier	New Hampshire Medicaid ID
<b>2010BB Payer Name (NM1)</b>					
123	2010BB	NM1	03	Payer Name	New Hampshire Medicaid
123	2010BB	NM1	09	Payer Identifier	026000618
<b>2320 Other Subscriber Information (SBR)</b>					
357	2320	SBR	01	Payer Responsibility Sequence Number Code	A,B,C,D,E,F,G,H,P,S,T NOTE: U is currently not accepted by the adjudication engine
<b>2330B Other Payer Name (NM1)</b>					
387	2330B	NM1	09	Other Payer Primary Identifier	The Carrier Code List is available at <a href="http://nhmmis.nh.gov">http://nhmmis.nh.gov</a>
<b>2430 Line Adjudication Information (SVD)</b>					
478	2430	SVD	01	Other Payer Primary ID	The Carrier Code List is available at <a href="http://nhmmis.nh.gov">http://nhmmis.nh.gov</a>

# Appendices

## Implementation Checklist

Conduent does not offer an Implementation Checklist for our Trading Partner EDI services with New Hampshire Medicaid. The Conduent New Hampshire Provider Relations Unit assists new Trading Partners with enrollment and testing, but a formal implementation checklist is not necessary.

## Business Scenarios

Please contact the Conduent New Hampshire Provider Relations Unit to discuss your specific EDI related business needs with New Hampshire Medicaid, should they not be covered in this guide or other available New Hampshire Medicaid X12N transaction companion guides.

## Transmission Examples

Please contact the Conduent New Hampshire Provider Relations Unit for transmission examples beyond the samples already provided in this guide.

## Frequently Asked Questions

For current Provider and Trading Partner FAQs, please visit the following page:

<https://nhmmis.nh.gov/portals/wps/portal/ProviderFaq>

# Change Summary

1.0	10/10/1012	Initial Document for Deliverables	Document reformatted to meet CAQH CORE standard companion guide format (Phase I CORE Req. 152). Conduent branding applied.
1.1	12/06/2012	Recommendation from the X12 Committee	Renamed Title, Renamed Footer, Removed "ANSI" from document  Deleted the GS08 on page 18
1.2	11/21/2013	URL for Carrier Codes	Updated carrier Code URL on page 37
1.2	11/27/2013	URL for Provider Enrollment	Updated URL for Provider Enrollment on page 3
1.3	12/23/2013	Updated Trading Partner notice for downtime	Updated Section 2 page 3 for Trading Partner notice
1.4	02/28/2014	Update Process Flow diagram	Updated Process Flow Section 4 page 5
1.5	06/01/2014	Updated TA1 Information	Updated TA1 information Pages 5, 6, 22, 23, 24 and 25
1.6	05/08/2015	6 Control Segments/ Envelopes	Updated GS-GE segment statement page 19
1.6	05/08/2015	2 Getting Started – Working with New Hampshire	Updated scheduled maintenance

		Medicaid	periods page 3
1.6	05/13/2015	Non-Routine Downtime Notification	Updated the description related to the process for displaying any Non-routine downtime page 3.
1.7	8/28/2017	Update Brand	Update brand to Conduent